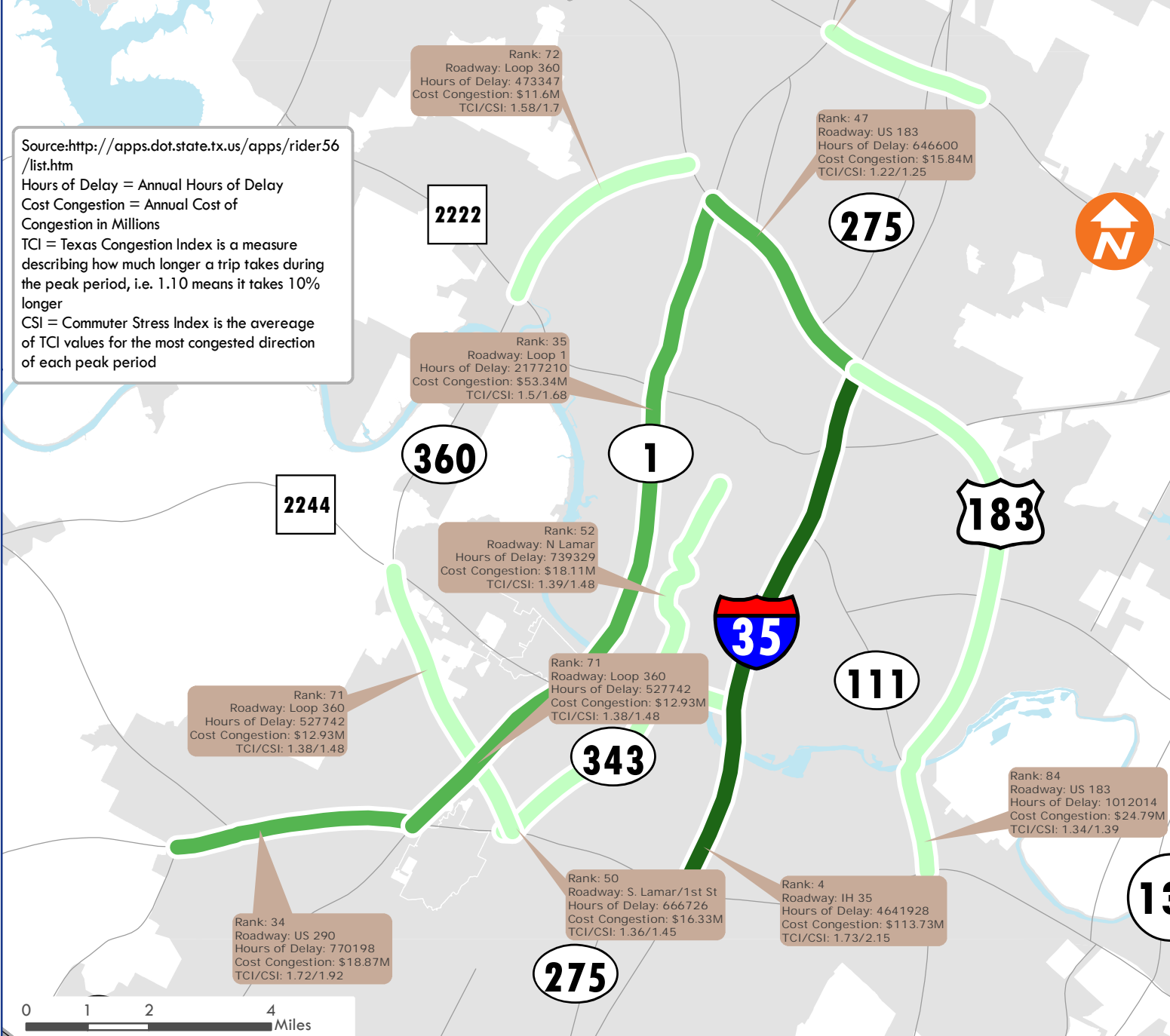
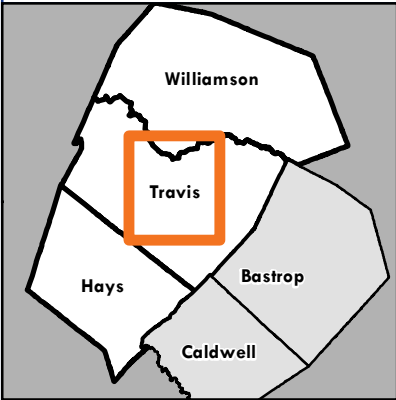
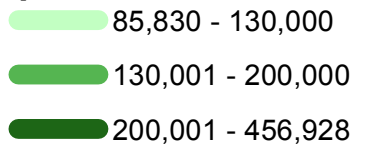


This map was developed by CAMPO for the purpose of aiding in regional transportation planning decisions and is not warranted for any other use. No warranty is made by CAMPO regarding its accuracy or completeness.

G:\2-Data_Development_and_Maintenance\200-GIS\Maps_Top 100 Congested Segments\Top 100 Congested Segments.mxd

Annual Delay in Hours per Mile



Source: <http://apps.dot.state.tx.us/apps/rider56/list.htm>
 Hours of Delay = Annual Hours of Delay
 Cost Congestion = Annual Cost of Congestion in Millions
 TCI = Texas Congestion Index is a measure describing how much longer a trip takes during the peak period, i.e. 1.10 means it takes 10% longer
 CSI = Commuter Stress Index is the average of TCI values for the most congested direction of each peak period

