



FYs 2015 - 2018 Transportation Improvement Program

Adopted: May 12, 2014



www.CAMPOTexas.org

CAPITAL AREA METROPOLITAN PLANNING ORGANIZATION

Bastrop • Burnet • Caldwell • Hays • Travis • Williamson

The preparation of this report has been financed in part through the Federal Highway Administration and Federal Transit Administration, United States Department of Transportation, under the Metropolitan Planning Program, Section 104 (f) of Title 23, United State Code. The contents of this report have been generated by the Capital Area Metropolitan Planning Organization and do not necessarily reflect the official views or policies of the United States Department of Transportation

The CAMPO Public Participation Plan policies in regards to the Transportation Improvement Program serve as the public participation process for the following entities' FTA Programs of Projects:

- Capital Metropolitan Transportation Authority (Capital Metro)**
- Capital Area Rural Transportation System (CARTS)**
- City of Round Rock**
- City of San Marcos**

NOTE: All maps were developed by CAMPO for the purpose of aiding in regional transportation planning decisions and are not warranted for any other use. No warranty is made for CAMPO regarding accuracy or completeness.



Table of Contents

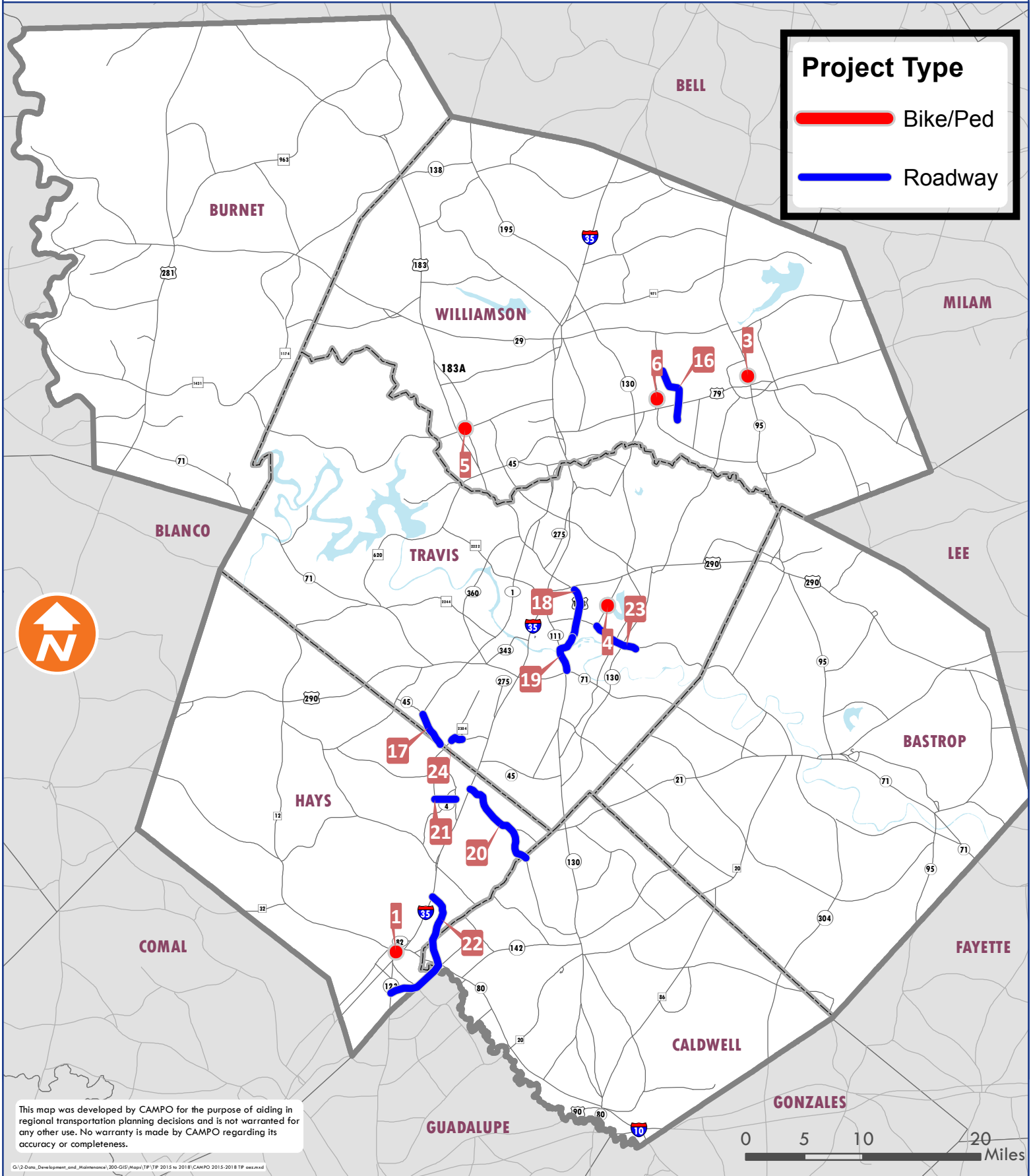
	Page
Federal Disclaimer and FTA Transit Public Participation Notification.....	i
<i>FYs 2015 – 2018 Transportation Improvement Program.....</i>	1 - 33
Roadways Map	2
Roadways Projects.....	3 - 15
Transit Projects.....	16 - 30
Appendix A: MPO Self-Certification - Attainment Area.....	31 - 32
Appendix B: <i>Definitions of Project Groupings</i>.....	33 - 35
Appendix C: Undergoing Environmental Assessment.....	36 - 37
Appendix D: Transportation Improvement Program Administrative Policies.....	38 - 43
Appendix E: Transportation Policy Board Resolution approving FYs 2015 - 2018 TIP.....	44 - 46



FYs 2015 - 2018 Transportation Improvement Program

Roadways Projects





This map was developed by CAMPO for the purpose of aiding in regional transportation planning decisions and is not warranted for any other use. No warranty is made by CAMPO regarding its accuracy or completeness.

G:\2-Docs_Development_and_Maintenance\200-GIS\Map\TIP 2015 to 2018\CAMPO 2015-2018 TIP esd.mxd

DISTRICT	COUNTY	CSJ	HWY	PHASE	CITY	PROJECT SPONSOR	YOE COST
AUSTIN	TRAVIS	1200-06-004	SH 45 (SW)	C,E,R	City of Austin	CTRMA/TxDOT	\$100,000,000
PROJECT TYPE:	Roadway					REV DATE: MPO PROJECT ID: FUNDING CATEGORY: MTP REFERENCE:	
LIMITS FROM:	Loop 1						
LIMITS TO:	FM 1626						
TIP DESCRIPTION:	Construction of a 4-lane tolled freeway (Project may be phased)						

REMARKS: Map ID 17:
BICYCLE/PEDESTRIAN: Shared used path where feasible

Project History:

Total Project Cost Information:		Cost of Approved Phases:	Authorized Funding by Category/Share:					Funding By Category
			Federal	State	Regional	Local	Local Contribution	
Preliminary Engineering:	\$8,000,000							
Right Of Way:	\$500,000							
Construction:	\$74,600,000	\$100,000,000	2M	\$20,300,000				\$20,300,000
Construction Engineering:	\$9,300,000		7	\$8,620,000				\$8,620,000
Contingencies:	\$7,600,000		12	\$3,630,000				\$3,630,000
Indirects:			Local			\$67,450,000		\$67,450,000
Bond Financing:								
Total Project Cost:	\$100,000,000		Funding by Share:	\$32,550,000		\$67,450,000		\$100,000,000

CAPITAL AREA METROPOLITAN PLANNING ORGANIZATION
 FY 2015-2018 TRANSPORTATION IMPROVEMENT PROGRAM
 AUSTIN DISTRICT PROJECTS
 2015

DISTRICT	COUNTY	CSJ	HWY	PHASE	CITY	PROJECT SPONSOR	YOE COST
AUSTIN	HAYS	1776-02-900	FM 2001	C,E,R	City of Buda	Hays County	\$34,626,340
PROJECT TYPE:	Roadway					REV DATE: MPO PROJECT ID: FUNDING CATEGORY: MTP REFERENCE:	
LIMITS FROM:	IH 35						
LIMITS TO:	SH 21						
TIP DESCRIPTION:	Widen to 4-lane divided and realign						

REMARKS: Map ID 20: Approved in the Pass Through Finance Program for \$16,000,000
 BICYCLE/PEDESTRIAN: Sidewalks and wide outside lanes on urban section from IH 35 to east of Hillside Terrace. Bicycles on shoulders for rural section east of Hillside Terrace to SH 21.

Project History:

Total Project Cost Information:		Cost of Approved Phases:	Authorized Funding by Category/Share:					Funding By Category
Item	Amount		12	Federal	State	Regional	Local	
Preliminary Engineering:	\$1,000,000	\$34,626,340		\$12,800,000	\$3,200,000			\$16,000,000
Right Of Way:	\$840,200							
Construction:	\$28,022,400		Local				\$18,626,340	\$18,626,340
Construction Engineering:	\$1,961,500							
Contingencies:	\$2,802,240							
Indirects:								
Bond Financing:								
Total Project Cost:	\$34,626,340		Funding by Share:	\$12,800,000	\$3,200,000		\$18,626,340	\$34,626,340

AUSTIN	HAYS	3542-02-900	FM 110	C,E,R	City of San Marcos	Hays County	\$61,500,000
PROJECT TYPE:	Roadway					REV DATE: MPO PROJECT ID: FUNDING CATEGORY: MTP REFERENCE:	
LIMITS FROM:	IH 35 @ Yarrington						
LIMITS TO:	SH 123						
TIP DESCRIPTION:	Construct 2 lanes with shoulders and grade separations						

REMARKS: Map ID 22: Seeking \$48 million loan from the State Infrastructure Bank
 BICYCLE/PEDESTRIAN: Bicycles accommodated on shoulders. Sidewalks will be provided by developers as required.

Project History:

Total Project Cost Information:		Cost of Approved Phases:	Authorized Funding by Category/Share:					Funding By Category
Item	Amount		12-SIB	Federal	State	Regional	Local	
Preliminary Engineering:	\$5,000,000	\$61,500,000			\$48,000,000			\$48,000,000
Right Of Way:	\$8,500,000							
Construction:	\$48,000,000		Local				\$13,500,000	\$13,500,000
Construction Engineering:								
Contingencies:								
Indirects:								
Bond Financing:								
Total Project Cost:	\$61,500,000		Funding by Share:	\$48,000,000		\$13,500,000	\$61,500,000	

CAPITAL AREA METROPOLITAN PLANNING ORGANIZATION
 FY 2015-2018 TRANSPORTATION IMPROVEMENT PROGRAM
 AUSTIN DISTRICT PROJECTS
 2015

DISTRICT	COUNTY	CSJ	HWY	PHASE	CITY	PROJECT SPONSOR	YOE COST
AUSTIN	TRAVIS	3277-01-022	Decker Lane (FM 3177) sidewalk	C,I	City of Austin	Travis County	\$1,912,472
PROJECT TYPE:	Bicycle/Pedestrian					REV DATE: MPO PROJECT ID: FUNDING CATEGORY: Transportation Enhancement MTP REFERENCE:	
LIMITS FROM:	Loyola Lane						
LIMITS TO:	Daffan Lane						
TIP DESCRIPTION:	Construction of a 5-foot wide concrete sidewalk within existing right-of-way along the west side of Decker Lane (FM 3177)						
REMARKS:	Map ID 4: Bicycle/Pedestrian: Pedestrians accommodated on sidewalk					Project History: This project was awarded by TTC for Transportation Enhancement funding July 25, 2013.	
BICYCLE/PEDESTRIAN:	See Project Description						

Total Project Cost Information:		Cost of Approved Phases:	Authorized Funding by Category/Share:					Funding By Category
			Federal	State	Regional	Local	Local Contribution	
Preliminary Engineering:	\$101,358	9						
Right Of Way:								
Construction:	\$1,663,019		\$1,529,978					\$1,529,978
Construction Engineering:	\$92,463							
Contingencies:	\$5,000							
Indirects:	\$249,453							
Bond Financing:								
Total Project Cost:	\$2,111,293							\$1,912,472
			Funding by Share:	\$1,529,978			\$382,494	\$1,912,472

CAPITAL AREA METROPOLITAN PLANNING ORGANIZATION
 FY 2015-2018 TRANSPORTATION IMPROVEMENT PROGRAM
 AUSTIN DISTRICT PROJECTS
 2016

DISTRICT	COUNTY	CSJ	HWY	PHASE	CITY	PROJECT SPONSOR	YOE COST
AUSTIN	TRAVIS	0914-00-377	Bicycle Traffic	C,I	City of Austin	City of Austin	\$250,000
PROJECT TYPE:	Bicycle/Pedestrian		Signal and Detection			REV DATE: MPO PROJECT ID: FUNDING CATEGORY: Transportation Enhancement MTP REFERENCE:	
LIMITS FROM:	Various Area within City of Austin						
LIMITS TO:	Various Area within City of Austin						
TIP DESCRIPTION:	Purchase and installation of innovative signal detection materials, bicycle signals and any other related construction						
REMARKS:	Purchase and installation of innovative signal detection materials, bicycle signals and any other related construction					Project History: This project was awarded by TTC for Transportation Enhancement funding July 25, 2013.	
BICYCLE/PEDESTRIAN:	See Project Description						

Total Project Cost Information:		Cost of Approved Phases:	Authorized Funding by Category/Share:					Funding By Category
			9	Federal	State	Regional	Local	
Preliminary Engineering:	\$13,250	\$250,000		\$200,000				
Right Of Way:			Local				\$50,000	
Construction:	\$217,391							\$200,000
Construction Engineering:	\$17,252							\$50,000
Contingencies:	\$3,488							
Indirects:	\$32,609							
Bond Financing:								
Total Project Cost:	\$283,989		Funding by Share:	\$200,000			\$50,000	\$250,000

CAPITAL AREA METROPOLITAN PLANNING ORGANIZATION
 FY 2015-2018 TRANSPORTATION IMPROVEMENT PROGRAM
 AUSTIN DISTRICT PROJECTS
 2016

DISTRICT	COUNTY	CSJ	HWY	PHASE	CITY	PROJECT SPONSOR	YOE COST
AUSTIN	WILLIAMSON	1378-02-048	RM 1431	C,I	City of Cedar Park	City of Cedar Park	\$311,482
PROJECT TYPE:	Bicycle/Pedestrian		Pedestrian Bridge and Sidewalk			REV DATE: MPO PROJECT ID: FUNDING CATEGORY: Transportation Enhancement MTP REFERENCE:	
LIMITS FROM:	North 183(A)						
LIMITS TO:	Discovery Blvd.						
TIP DESCRIPTION:	Construct a sidewalk and pedestrian bridge along the north side of FM 1431 between and connecting to the pedestrian facilities at 183A and Discovery Blvd.						
REMARKS:	Map ID 5: Bicycle/Pedestrian: Pedestrians accommodated on sidewalks					Project History: This project was awarded by TTC for Transportation Enhancement funding July 25, 2013.	
BICYCLE/PEDESTRIAN:	See Project Description						

Total Project Cost Information:		Cost of Approved Phases:	Authorized Funding by Category/Share:					Funding By Category
Item	Amount		9	Federal	State	Regional	Local	
Preliminary Engineering:	\$16,508	9	\$249,186					\$249,186
Right Of Way:								
Construction:	\$270,854		Local				\$62,296	\$62,296
Construction Engineering:	\$21,494							
Contingencies:	\$4,346							
Indirects:	\$40,628							
Bond Financing:								
Total Project Cost:	\$353,830		Funding by Share: \$249,186			\$62,296	\$311,482	

CAPITAL AREA METROPOLITAN PLANNING ORGANIZATION
 FY 2015-2018 TRANSPORTATION IMPROVEMENT PROGRAM
 AUSTIN DISTRICT PROJECTS
 2016

DISTRICT	COUNTY	CSJ	HWY	PHASE	CITY	PROJECT SPONSOR	YOE COST
AUSTIN	WILLIAMSON	1566-01-014	FM 1660 North Hike and Bike Trail	C,I	City of Hutto	City of Hutto	\$1,252,350

PROJECT TYPE: Bicycle/Pedestrian

LIMITS FROM: Hutto Elementary School
 LIMITS TO: Hutto Parke Subdivision

TIP DESCRIPTION: Construct a shared use path as identified in the Hutto Safe Routes to School Plan

REMARKS: Map ID 6: Bicycle/Pedestrian: Shared use path
 BICYCLE/PEDESTRIAN: See Project Description

Project History: This project was awarded by TTC for Transportation Enhancement funding July 25, 2013.

Total Project Cost Information:		Cost of Approved Phases:	Authorized Funding by Category/Share:					Funding By Category	
			9	Federal	State	Regional	Local		Local Contribution
Preliminary Engineering:	\$66,373	\$1,252,350		\$1,001,880					\$1,001,880
Right Of Way:			Local				\$250,470		\$250,470
Construction:	\$1,001,880								
Construction Engineering:	\$86,420								
Contingencies:	\$17,474								
Indirects:	\$250,470								
Bond Financing:									
Total Project Cost:	\$1,422,616		Funding by Share:	\$1,001,880			\$250,470		\$1,252,350

CAPITAL AREA METROPOLITAN PLANNING ORGANIZATION
 FY 2015-2018 TRANSPORTATION IMPROVEMENT PROGRAM
 AUSTIN DISTRICT PROJECTS
 2016

DISTRICT	COUNTY	CSJ	HWY	PHASE	CITY	PROJECT SPONSOR	YOE COST
AUSTIN	HAYS	0914-33-069	San Marcos Cross Town Pathway	C,I	San Marcos	City of San Marcos	\$2,564,232
PROJECT TYPE:	Bicycle/Pedestrian					REV DATE:	
						MPO PROJECT ID:	
						FUNDING CATEGORY:	Transportation Enhancement
LIMITS FROM:	San Marcos Vistors Center					MTP REFERENCE:	
LIMITS TO:	Aquarena Springs Drive						
TIP DESCRIPTION:	Reconstruct an existing pedestrian path into a shared use path to accommodate bicycles						

REMARKS: Map ID 1: Bicycle/Pedestrian: Shared use path
 BICYCLE/PEDESTRIAN: See Project Description

Project History: This project was awarded by TTC for Transportation Enhancement funding July 25, 2013.

Total Project Cost Information:		Cost of Approved Phases:	Authorized Funding by Category/Share:					Funding By Category
			9	Federal	State	Regional	Local	
Preliminary Engineering:	\$127,807	\$2,564,232						
Right Of Way:				\$1,923,174				
Construction:	\$2,229,767		Local				\$641,058	\$641,058
Construction Engineering:	\$166,410							
Contingencies:	\$33,647							
Indirects:	\$334,465							
Bond Financing:								
Total Project Cost:	\$2,892,096		Funding by Share:	\$1,923,174			\$641,058	\$2,564,232

CAPITAL AREA METROPOLITAN PLANNING ORGANIZATION
 FY 2015-2018 TRANSPORTATION IMPROVEMENT PROGRAM
 AUSTIN DISTRICT PROJECTS
 2016

DISTRICT	COUNTY	CSJ	HWY	PHASE	CITY	PROJECT SPONSOR	YOE COST
AUSTIN	WILLIAMSON	0320-03-093	Hwy. 95	C,I	City of Taylor	City of Taylor	\$1,495,000
PROJECT TYPE:	Bicycle/Pedestrian		Bicycle/Pedestrian Corridor			REV DATE: MPO PROJECT ID: FUNDING CATEGORY: Transportation Enhancement MTP REFERENCE:	
LIMITS FROM:	Main/TH Johnson						
LIMITS TO:	Main/Carlos Park Blvd SW, Lake Dr/Howard						
TIP DESCRIPTION:	Construct a bicycle/pedestrian path						

REMARKS: Map ID 3: Bicycle/Pedestrian: Pedestrians accommodated on sidewalks
 BICYCLE/PEDESTRIAN: See Project Description

Project History: This project was awarded by TTC for Transportation Enhancement funding July 25, 2013.

Total Project Cost Information:		Cost of Approved Phases:	Authorized Funding by Category/Share:						Funding By Category
			Federal	State	Regional	Local	Local Contribution		
Preliminary Engineering:	\$14,785								
Right Of Way:		9	\$1,196,000					\$1,196,000	
Construction:	\$1,300,000					\$299,000		\$299,000	
Construction Engineering:	\$19,250								
Contingencies:	\$3,892								
Indirects:	\$195,000								
Bond Financing:									
Total Project Cost:	\$1,532,928		Funding by Share: \$1,196,000			\$299,000		\$1,495,000	

CAPITAL AREA METROPOLITAN PLANNING ORGANIZATION
 FY 2015-2018 TRANSPORTATION IMPROVEMENT PROGRAM
 AUSTIN DISTRICT PROJECTS
 2016

DISTRICT	COUNTY	CSJ	HWY	PHASE	CITY	PROJECT SPONSOR	YOE COST	
AUSTIN	TRAVIS	0151-09-036	US 183 (s)	C,E,R	City of Austin	CTRMA/TxDOT	\$332,300,000	
PROJECT TYPE: Roadway LIMITS FROM: US 290 LIMITS TO: Boggy Creek TIP DESCRIPTION: Completion of environmental document, traffic and revenue studies, final engineering, ROW acquisition, utility relocation and construction for 6 tolled mainlanes and 4 to 6 continuous, non-tolled access road lanes, project may be phased REMARKS: Map ID 18: BICYCLE/PEDESTRIAN: 5' bike lanes on frontage roads, 10' shared use path on one side and 6' sidewalk on one side where feasible							Project History:	
Total Project Cost Information:		Cost of Approved Phases:	Authorized Funding by Category/Share:					Funding By Category
Preliminary Engineering:	\$4,200,000		2M	Federal	State	Regional	Local	
Right Of Way:	\$3,600,000	12		\$47,784,000	\$3,216,000			\$51,000,000
Construction:	\$285,500,000	Local		\$10,550,000		\$270,750,000	\$10,550,000	
Construction Engineering:	\$28,000,000						\$270,750,000	
Contingencies:	\$11,000,000							
Indirects:								
Bond Financing:								
Total Project Cost:	\$332,300,000		Funding by Share:	\$47,784,000	\$13,766,000	\$270,750,000	\$332,300,000	

AUSTIN	TRAVIS	0151-09-127	US 183 (s)	C,E,R	City of Austin	CTRMA/TxDOT	\$319,700,000	
PROJECT TYPE: Roadway LIMITS FROM: Boggy Creek LIMITS TO: SH 71 TIP DESCRIPTION: Completion of environmental document, traffic and revenue studies, final engineering, ROW acquisition, utility relocation and construction for 6 tolled mainlanes and 4 to 6 continuous, non-tolled access road lanes and operational improvements on SH 71 REMARKS: Map ID 19: BICYCLE/PEDESTRIAN: 5' bike lanes on frontage roads, 10' shared use path on one side and 6' sidewalk on one side where feasible							Project History:	
Total Project Cost Information:		Cost of Approved Phases:	Authorized Funding by Category/Share:					Funding By Category
Preliminary Engineering:	\$8,800,000		2M	Federal	State	Regional	Local	
Right Of Way:	\$8,400,000	7		\$49,000,000				\$49,000,000
Construction:	\$263,500,000	12	\$20,230,000	\$15,500,000			\$20,230,000	
Construction Engineering:	\$26,000,000	Local				\$234,970,000	\$15,500,000	
Contingencies:	\$13,000,000						\$234,970,000	
Indirects:								
Bond Financing:								
Total Project Cost:	\$319,700,000		Funding by Share:	\$84,730,000		\$234,970,000	\$319,700,000	

CAPITAL AREA METROPOLITAN PLANNING ORGANIZATION
 FY 2015-2018 TRANSPORTATION IMPROVEMENT PROGRAM
 AUSTIN DISTRICT PROJECTS
 2016

DISTRICT	COUNTY	CSJ	HWY	PHASE	CITY	PROJECT SPONSOR	YOE COST
AUSTIN	HAYS	0914-33-068	Robert S. Light Blvd.	C,E,R	City of Buda	Hays County	\$13,136,400
PROJECT TYPE:	Roadway					REV DATE: MPO PROJECT ID: FUNDING CATEGORY: MTP REFERENCE:	
LIMITS FROM:	FM 1626						
LIMITS TO:	FM 967						
TIP DESCRIPTION:	Construct new 2-lane roadway with railroad overpass and shoulders.						

REMARKS: Map ID 21:
 BICYCLE/PEDESTRIAN: Bicycles accommodated on shoulders.

Project History:

Total Project Cost Information:		Cost of Approved Phases:	Authorized Funding by Category/Share:					Funding By Category
			Federal	State	Regional	Local	Local Contribution	
Preliminary Engineering:	\$1,950,000	\$13,136,400	12	\$6,400,000	\$1,600,000			\$8,000,000
Right Of Way:	\$1,000,000		State Indirect		\$1,186,400			\$1,186,400
Construction:	\$8,000,000		Other			\$3,950,000		\$3,950,000
Construction Engineering:	\$1,000,000							
Contingencies:	\$1,186,400							
Indirects:	\$1,186,400							
Bond Financing:								
Total Project Cost:	\$13,136,400		Funding by Share:	\$6,400,000	\$2,786,400		\$3,950,000	\$13,136,400

CAPITAL AREA METROPOLITAN PLANNING ORGANIZATION
 FY 2015-2018 TRANSPORTATION IMPROVEMENT PROGRAM
 AUSTIN DISTRICT PROJECTS
 2016

DISTRICT	COUNTY	CSJ	HWY	PHASE	CITY	PROJECT SPONSOR	YOE COST
AUSTIN	TRAVIS	1186-01-090	FM 969	C,E,R	City of Austin	Travis County	\$18,128,600
PROJECT TYPE:	Roadway					REV DATE: MPO PROJECT ID: FUNDING CATEGORY: MTP REFERENCE:	
LIMITS FROM:	FM 3177						
LIMITS TO:	Hunters Bend Road						
TIP DESCRIPTION:	Section I will widen FM 969 to provide continuous left turn lane, shoulders and a sidewalk on one side of the roadway from FM 3177 to FM 973. Section II will provide two additional travel lanes, a continuous left turn lane, shoulders and a sidewalk on one side of the roadway from FM 973 to Hunters Bend Road						
REMARKS:	Map ID 23: Approved in the Pass Through Finance Program for \$9,538,600						Project History:
BICYCLE/PEDESTRIAN:	Bicycles accommodated on shoulders; pedestrians accommodated on sidewalks.						

Total Project Cost Information:		Cost of Approved Phases:	Authorized Funding by Category/Share:					Local Contribution	Funding By Category
			3PTF	Federal	State	Regional	Local		
Preliminary Engineering:	\$1,140,000	\$18,128,600							
Right Of Way:	\$1,580,000								
Construction:	\$13,538,600				\$9,538,600			\$9,538,600	
Construction Engineering:	\$470,000						\$8,590,000	\$8,590,000	
Contingencies:	\$1,400,000								
Indirects:									
Bond Financing:									
Total Project Cost:	\$18,128,600		Funding by Share:		\$9,538,600		\$8,590,000	\$18,128,600	

AUSTIN	TRAVIS	1539-02-026	FM 1626	C,E,R	City of Austin	Travis County	\$12,223,300
PROJECT TYPE:	Roadway					REV DATE: MPO PROJECT ID: FUNDING CATEGORY: MTP REFERENCE:	
LIMITS FROM:	West of Brodie Lane						
LIMITS TO:	FM 2304						
TIP DESCRIPTION:	Widening and reconstruction of FM 1626 from west of Brodie Lane to FM 2304 (Manchaca Road). Roadway is proposed to be widened to a five lane section with continuous left turn lane.						
REMARKS:	Map ID 24: Approved in the Pass Through Finance Program for \$4,203,300						Project History:
BICYCLE/PEDESTRIAN:	Bicycles accommodated on shoulders. Sidewalks provided along northside of the road for the length of the project.						

Total Project Cost Information:		Cost of Approved Phases:	Authorized Funding by Category/Share:					Local Contribution	Funding By Category
			3PTF	Federal	State	Regional	Local		
Preliminary Engineering:	\$1,750,000	\$12,223,300							
Right Of Way:	\$2,370,000								
Construction:	\$7,903,300				\$4,203,300			\$4,203,300	
Construction Engineering:	\$100,000						\$8,020,000	\$8,020,000	
Contingencies:	\$100,000								
Indirects:									
Bond Financing:									
Total Project Cost:	\$12,223,300		Funding by Share:		\$4,203,300		\$8,020,000	\$12,223,300	

CAPITAL AREA METROPOLITAN PLANNING ORGANIZATION
 FY 2015-2018 TRANSPORTATION IMPROVEMENT PROGRAM
 AUSTIN DISTRICT PROJECTS
 2017

DISTRICT	COUNTY	CSJ	HWY	PHASE	CITY	PROJECT SPONSOR	YOE COST
AUSTIN	WILLIAMSON	1556-01-009	FM 1660	C,E,R	City of Hutto	Williamson Co./TxDOT	\$32,278,500
PROJECT TYPE:	Roadway		Realignment			REV DATE: MPO PROJECT ID: FUNDING CATEGORY: MTP REFERENCE:	

LIMITS FROM: 1200' Northwest of CR 134
 LIMITS TO: 800' South of CR 100
 TIP DESCRIPTION: Construction of 2-lane roadway on new location Construction of 2-lane roadway on new location

REMARKS: Map ID 16: Approved in the Pass Through Finance Program
 BICYCLE/PEDESTRIAN: Bicycles accommodated on shoulders, sidewalks in Priority Pedestrian Districts unless a waiver is received.

Project History:

Total Project Cost Information:		Cost of Approved Phases:	Authorized Funding by Category/Share:					Funding By Category	
Preliminary Engineering:	\$1,581,647		Federal	State	Regional	Local	Local Contribution		
Right Of Way:		\$32,278,500	Local					\$32,278,500	\$32,278,500
Construction:	\$32,278,500								
Construction Engineering:	\$1,250,000								
Contingencies:	\$1,810,824								
Indirects:	\$1,936,710								
Bond Financing:									
Total Project Cost:	\$38,857,681	Funding by Share:		\$32,278,500			\$32,278,500		

Capital Area MPO - District 14
FY 2015 - 2018 Transportation Improvement Program
Highway Financial Summary - Year of Expenditure Costs
2015 - 2018 STIP

Funding by Category

Category	Description	FY 2015		FY 2016		FY 2017		FY 2018		Total FY 2015 - 2018	
		Programmed	Authorized	Programmed	Authorized	Programmed	Authorized	Programmed	Authorized	Programmed	Authorized
1	Preventive Maintenance and Rehabilitation	\$0	\$65,930,000		\$73,100,000		\$78,730,000		\$0	\$0	\$217,760,000
2M or 2U	Urban Area (Non- TMA) Corridor Projects	\$20,300,000	\$50,700,000	\$100,000,000	\$100,000,000		\$13,800,000		\$94,100,000	\$120,300,000	\$258,600,000
3	Non-Traditionally Funded Transportation Project	\$99,958,834	\$99,958,834	\$541,324,724	\$519,461,960	\$32,278,500	\$32,278,500		\$0	\$673,562,058	\$651,699,294
4	Statewide Connectivity Corridor Projects	\$0	\$0		\$0		\$0		\$0	\$0	\$0
5	CMAQ	\$0	\$0		\$0		\$0		\$0	\$0	\$0
6	Structures	\$0	\$0		\$0		\$0		\$0	\$0	\$0
7	Metro Mobility & Rehab (Individually Listed Projects)*	\$8,620,000	\$21,460,000	\$20,230,000	\$21,840,000		\$22,070,000		\$22,370,000	\$28,850,000	\$87,740,000
7	Metro Mobility & Rehab (Grouped Projects)^	\$0	\$0		\$0		\$0		\$0	\$0	\$0
8	Safety	\$0	\$0		\$0		\$0		\$0	\$0	\$0
9	Transportation Enhancements	\$1,529,978	\$1,970,000	\$4,570,240	\$4,754,240		\$2,030,000		\$2,050,000	\$6,100,218	\$10,804,240
10	Supplemental Transportation Projects	\$0	\$0		\$0		\$0		\$0	\$0	\$0
11	District Discretionary	\$0	\$2,500,000		\$2,500,000		\$2,500,000		\$2,500,000	\$0	\$10,000,000
12	Strategic Priority	\$67,630,000	\$67,630,000	\$34,050,000	\$34,100,000		\$16,000,000		\$12,570,000	\$101,680,000	\$130,300,000
12C	Strategic Priority RECON	\$0	\$0		\$0		\$0		\$0	\$0	\$0
12S	Strategic Priority RECON	\$0	\$0		\$0		\$0		\$0	\$0	\$0
SBPE	Strategy Budget PE Strategy Budget PE	\$0	\$0	\$1,186,400	\$1,186,400		\$0		\$0	\$1,186,400	\$1,186,400
SB 102	Strategy 102	\$0	\$0		\$0		\$0		\$0	\$0	\$0
Total		\$198,038,812	\$310,148,834	\$701,361,364	\$756,942,600	\$32,278,500	\$167,408,500	\$0	\$133,590,000	\$931,678,676	\$1,368,089,934

* Includes only projects individually listed in the TIP

^ Grouped projects included to indicate total Category 7 funding programmed

Total Authorized Category 7 funding is listed in the cell above

Funding Participation Source

Source	FY 2015	FY 2016	FY 2017	FY 2018	Total
Federal	\$14,329,978	\$143,484,240	\$0		\$157,814,218
State	\$83,750,000	\$30,294,300	\$0		\$114,044,300
Local Match	\$382,494	\$1,302,824	\$0		\$1,685,318
CAT 3 - Local Contributions	\$67,450,000	\$509,670,000	\$0	\$0	\$577,120,000
CAT 3 - Prop 12	\$0	\$0	\$0	\$0	\$0
CAT 3 - Prop 14	\$0	\$0	\$0	\$0	\$0
Cat 3- Prop 14 SB	\$0	\$0	\$0	\$0	\$0
CAT 3 - Texas Mobility Fund	\$0	\$0	\$0	\$0	\$0
CAT 3 - Pass Thru Toll Revenue	\$32,126,340	\$16,610,000	\$32,278,500	\$0	\$81,014,840
CAT 3 - Regional Toll Revenue	\$0	\$0	\$0	\$0	\$0
CAT 3 - Match to Regional Toll Revenue	\$0	\$0	\$0	\$0	\$0
CAT 3 - Unique Federal Program - Tiger II	\$0	\$0	\$0	\$0	\$0
Other - Section 5306	\$0	\$0	\$0	\$0	\$0
Other - Strategy PE Budget	\$0	\$0	\$0	\$0	\$0
Other - Strategy 102 Budget	\$0	\$0	\$0	\$0	\$0
Total	\$198,038,812	\$701,361,364	\$32,278,500	\$0	\$931,678,676



FYs 2015 - 2018 Transportation Improvement Program

Transit Projects



FY 2015 TRANSIT PROJECT DESCRIPTIONS
CAPITAL AREA METROPOLITAN PLANNING ORGANIZATION

TxDOT District: Austin

YOE = Year of Expenditure

<u>General Project Information</u>		<u>Funding Information (YOE)</u>	
Project Sponsor	City of Round Rock	Federal Funding Category	5307
CAMPO Map ID		Federal (FTA) Funds	\$ 525,000
Apportionment Year	2015	State Funds from TxDOT	\$ -
Project Phase		Other Funds	\$ 787,500
Brief Project Description	Demand Response Bus Service	Fiscal Year Cost	\$ 1,312,500
		Total Project Cost	\$ 1,312,500
		Trans. Dev. Credits Requested	\$ -
Sec 5309 ID Number		Trans. Dev. Credits Awarded	\$ -
Amendment Date & Action		(Date & Amount)	\$ -

<u>General Project Information</u>		<u>Funding Information (YOE)</u>	
Project Sponsor	CARTS	Federal Funding Category	5307
CAMPO Map ID		Federal (FTA) Funds	\$ 795,254
Apportionment Year	2015	State Funds from TxDOT	\$ 174,685
Project Phase		Other Funds	\$ 500,569
Brief Project Description	CARTS District San Marcos UZA Operations	Fiscal Year Cost	\$ 1,470,508
		Total Project Cost	\$ 1,470,508
		Trans. Dev. Credits Requested	\$ -
Sec 5309 ID Number		Trans. Dev. Credits Awarded	\$ -
Amendment Date & Action		(Date & Amount)	\$ -

<u>General Project Information</u>		<u>Funding Information (YOE)</u>	
Project Sponsor	Capital Metro	Federal Funding Category	5307
CAMPO Map ID		Federal (FTA) Funds	\$ 27,720,000
Apportionment Year	2015	State Funds from TxDOT	\$ -
Project Phase		Other Funds	\$ 6,930,000
Brief Project Description	Capital Cost of Contracting	Fiscal Year Cost	\$ 34,650,000
		Total Project Cost	\$ 34,650,000
		Trans. Dev. Credits Requested	\$ -
Sec 5309 ID Number		Trans. Dev. Credits Awarded	\$ -
Amendment Date & Action		(Date & Amount)	\$ -

<u>General Project Information</u>		<u>Funding Information (YOE)</u>	
Project Sponsor	Capital Metro	Federal Funding Category	5307
CAMPO Map ID		Federal (FTA) Funds	\$ 280,000
Apportionment Year	2015	State Funds from TxDOT	\$ -
Project Phase		Other Funds	\$ 70,000
Brief Project Description	Bus shelters & associated transit improvements	Fiscal Year Cost	\$ 350,000
		Total Project Cost	\$ 350,000
		Trans. Dev. Credits Requested	\$ -
Sec 5309 ID Number		Trans. Dev. Credits Awarded	\$ -
Amendment Date & Action		(Date & Amount)	\$ -

FY 2015 TRANSIT PROJECT DESCRIPTIONS
CAPITAL AREA METROPOLITAN PLANNING ORGANIZATION

TxDOT District: Austin

YOE = Year of Expenditure

<u>General Project Information</u>		<u>Funding Information (YOE)</u>	
Project Sponsor	Capital Metro	Federal Funding Category	5307
		Federal (FTA) Funds	\$ 393,415
		State Funds from TxDOT	\$ -
CAMPO Map ID		Other Funds	\$ 1,953,904
Apportionment Year	2015	Fiscal Year Cost	\$ 2,347,319
Project Phase			
Brief Project Description	FY2015 Bus shelters & related improvements	Total Project Cost	\$ 2,347,319
		Trans. Dev. Credits Requested	\$ -
		Trans. Dev. Credits Awarded	\$ -
Sec 5309 ID Number		(Date & Amount)	\$ -
Amendment Date & Action			

<u>General Project Information</u>		<u>Funding Information (YOE)</u>	
Project Sponsor	Capital Metro	Federal Funding Category	5307
		Federal (FTA) Funds	\$ 3,267,499
		State Funds from TxDOT	\$ -
CAMPO Map ID		Other Funds	\$ 1,366,875
Apportionment Year	2015	Fiscal Year Cost	\$ 4,634,374
Project Phase			
Brief Project Description	FY2015 ITS projects	Total Project Cost	\$ 4,634,374
		Trans. Dev. Credits Requested	\$ -
		Trans. Dev. Credits Awarded	\$ -
Sec 5309 ID Number		(Date & Amount)	\$ -
Amendment Date & Action			

<u>General Project Information</u>		<u>Funding Information (YOE)</u>	
Project Sponsor	Capital Metro	Federal Funding Category	5309
		Federal (FTA) Funds	\$ 98,864
		State Funds from TxDOT	\$ -
CAMPO Map ID		Other Funds	\$ 24,716
Apportionment Year	2015	Fiscal Year Cost	\$ 123,580
Project Phase			
Brief Project Description	MetroRapid Projects	Total Project Cost	\$ 123,580
		Trans. Dev. Credits Requested	\$ -
		Trans. Dev. Credits Awarded	\$ -
Sec 5309 ID Number		(Date & Amount)	\$ -
Amendment Date & Action			

<u>General Project Information</u>		<u>Funding Information (YOE)</u>	
Project Sponsor	Capital Metro	Federal Funding Category	5309
		Federal (FTA) Funds	\$ 2,151,923
		State Funds from TxDOT	\$ -
CAMPO Map ID		Other Funds	\$ -
Apportionment Year	2015	Fiscal Year Cost	\$ 2,151,923
Project Phase			
Brief Project Description	Bus replacements	Total Project Cost	\$ 2,151,923
		Trans. Dev. Credits Requested	\$ -
		Trans. Dev. Credits Awarded	\$ -
Sec 5309 ID Number		(Date & Amount)	\$ -
Amendment Date & Action			

FY 2015 TRANSIT PROJECT DESCRIPTIONS
CAPITAL AREA METROPOLITAN PLANNING ORGANIZATION

TxDOT District: Austin

YOE = Year of Expenditure

<u>General Project Information</u>		<u>Funding Information (YOE)</u>	
Project Sponsor	Capital Metro	Federal Funding Category	5310
		Federal (FTA) Funds	\$ 625,000
		State Funds from TxDOT	\$ -
CAMPO Map ID		Other Funds	\$ 625,000
Apportionment Year	2015	Fiscal Year Cost	\$ 1,250,000
Project Phase			
Brief Project Description	Section 5310 Placeholder - FY2015	Total Project Cost	\$ 1,250,000
		Trans. Dev. Credits Requested	\$ -
Sec 5309 ID Number		Trans. Dev. Credits Awarded (Date & Amount)	\$ -
Amendment Date & Action			

<u>General Project Information</u>		<u>Funding Information (YOE)</u>	
Project Sponsor	Capital Metro	Federal Funding Category	Other (FTA) - Tiger V
		Federal (FTA) Funds	\$ 750,000
		State Funds from TxDOT	\$ -
CAMPO Map ID		Other Funds	\$ 750,000
Apportionment Year	2015	Fiscal Year Cost	\$ 1,500,000
Project Phase			
Brief Project Description	Modify wayside signal system	Total Project Cost	\$ 1,500,000
		Trans. Dev. Credits Requested	\$ -
Sec 5309 ID Number		Trans. Dev. Credits Awarded (Date & Amount)	\$ -
Amendment Date & Action			

<u>General Project Information</u>		<u>Funding Information (YOE)</u>	
Project Sponsor	Capital Metro	Federal Funding Category	Other (FTA) - Tiger V
		Federal (FTA) Funds	\$ 5,003,000
		State Funds from TxDOT	\$ -
CAMPO Map ID		Other Funds	\$ 5,947,000
Apportionment Year	2015	Fiscal Year Cost	\$ 10,950,000
Project Phase			
Brief Project Description	Construct and extend sidings	Total Project Cost	\$ 10,950,000
		Trans. Dev. Credits Requested	\$ -
Sec 5309 ID Number		Trans. Dev. Credits Awarded (Date & Amount)	\$ -
Amendment Date & Action			

<u>General Project Information</u>		<u>Funding Information (YOE)</u>	
Project Sponsor	Capital Metro	Federal Funding Category	Other (FTA) - Tiger V
		Federal (FTA) Funds	\$ 840,000
		State Funds from TxDOT	\$ -
CAMPO Map ID		Other Funds	\$ 1,560,000
Apportionment Year	2015	Fiscal Year Cost	\$ 2,400,000
Project Phase			
Brief Project Description	90-lb Rail Rehabilitation	Total Project Cost	\$ 2,400,000
		Trans. Dev. Credits Requested	\$ -
Sec 5309 ID Number		Trans. Dev. Credits Awarded (Date & Amount)	\$ -
Amendment Date & Action			

FY 2015 TRANSIT PROJECT DESCRIPTIONS
CAPITAL AREA METROPOLITAN PLANNING ORGANIZATION

TxDOT District: Austin

YOE = Year of Expenditure

<u>General Project Information</u>		<u>Funding Information (YOE)</u>	
Project Sponsor	Capital Metro	Federal Funding Category	Other (FTA) - Tiger V
		Federal (FTA) Funds	\$ 600,000
		State Funds from TxDOT	\$ -
CAMPO Map ID		Other Funds	\$ 1,400,000
Apportionment Year	2015	Fiscal Year Cost	\$ 2,000,000
Project Phase			
Brief Project Description	Redesign Crossing Warning System	Total Project Cost	\$ 2,000,000
		Trans. Dev. Credits Requested	\$ -
		Trans. Dev. Credits Awarded	\$ -
Sec 5309 ID Number		(Date & Amount)	\$ -
Amendment Date & Action			

<u>General Project Information</u>		<u>Funding Information (YOE)</u>	
Project Sponsor	Capital Metro	Federal Funding Category	Other (FTA) - Tiger V
		Federal (FTA) Funds	\$ 800,000
		State Funds from TxDOT	\$ -
CAMPO Map ID		Other Funds	\$ 1,200,000
Apportionment Year	2015	Fiscal Year Cost	\$ 2,000,000
Project Phase			
Brief Project Description	DMU Alternate Compliance	Total Project Cost	\$ 2,000,000
		Trans. Dev. Credits Requested	\$ -
		Trans. Dev. Credits Awarded	\$ -
Sec 5309 ID Number		(Date & Amount)	\$ -
Amendment Date & Action			

<u>General Project Information</u>		<u>Funding Information (YOE)</u>	
Project Sponsor	Capital Metro	Federal Funding Category	Other (FTA) - Tiger V
		Federal (FTA) Funds	\$ 660,000
		State Funds from TxDOT	\$ -
CAMPO Map ID		Other Funds	\$ 990,000
Apportionment Year	2015	Fiscal Year Cost	\$ 1,650,000
Project Phase			
Brief Project Description	Timber & Surface East & West Corridors	Total Project Cost	\$ 1,650,000
		Trans. Dev. Credits Requested	\$ -
		Trans. Dev. Credits Awarded	\$ -
Sec 5309 ID Number		(Date & Amount)	\$ -
Amendment Date & Action			

<u>General Project Information</u>		<u>Funding Information (YOE)</u>	
Project Sponsor	Capital Metro	Federal Funding Category	Other (FTA) - Tiger V
		Federal (FTA) Funds	\$ 1,800,000
		State Funds from TxDOT	\$ -
CAMPO Map ID		Other Funds	\$ 2,700,000
Apportionment Year	2015	Fiscal Year Cost	\$ 4,500,000
Project Phase			
Brief Project Description	Reconfigure Austin WYE	Total Project Cost	\$ 4,500,000
		Trans. Dev. Credits Requested	\$ -
		Trans. Dev. Credits Awarded	\$ -
Sec 5309 ID Number		(Date & Amount)	\$ -
Amendment Date & Action			

FY 2015 TRANSIT PROJECT DESCRIPTIONS
CAPITAL AREA METROPOLITAN PLANNING ORGANIZATION

TxDOT District: Austin

YOE = Year of Expenditure

<u>General Project Information</u>		<u>Funding Information (YOE)</u>	
Project Sponsor	Capital Metro	Federal Funding Category	Other (FTA) - Tiger V
		Federal (FTA) Funds	\$ 257,500
		State Funds from TxDOT	\$ -
CAMPO Map ID		Other Funds	\$ 257,500
Apportionment Year	2015	Fiscal Year Cost	\$ 515,000
Project Phase			
Brief Project Description	Track super elevation	Total Project Cost	\$ 515,000
		Trans. Dev. Credits Requested	\$ -
		Trans. Dev. Credits Awarded	\$ -
Sec 5309 ID Number		(Date & Amount)	\$ -
Amendment Date & Action			
<u>General Project Information</u>		<u>Funding Information (YOE)</u>	
Project Sponsor	Capital Metro	Federal Funding Category	Other (FTA) - Tiger V
		Federal (FTA) Funds	\$ 627,500
		State Funds from TxDOT	\$ -
CAMPO Map ID		Other Funds	\$ 1,165,300
Apportionment Year	2015	Fiscal Year Cost	\$ 1,792,800
Project Phase			
Brief Project Description	Railroad Bridge Program	Total Project Cost	\$ 1,792,800
		Trans. Dev. Credits Requested	\$ -
		Trans. Dev. Credits Awarded	\$ -
Sec 5309 ID Number		(Date & Amount)	\$ -
Amendment Date & Action			
<u>General Project Information</u>		<u>Funding Information (YOE)</u>	
Project Sponsor	Capital Metro	Federal Funding Category	Other (Local)
		Federal (FTA) Funds	\$ -
		State Funds from TxDOT	\$ -
CAMPO Map ID		Other Funds	\$ 3,394,334
Apportionment Year	2015	Fiscal Year Cost	\$ 3,394,334
Project Phase			
Brief Project Description	MetroRail Projects	Total Project Cost	\$ 3,394,334
		Trans. Dev. Credits Requested	\$ -
		Trans. Dev. Credits Awarded	\$ -
Sec 5309 ID Number		(Date & Amount)	\$ -
Amendment Date & Action			

FY 2015 TRANSIT PROJECT DESCRIPTIONS
CAPITAL AREA METROPOLITAN PLANNING ORGANIZATION

TxDOT District: Austin

YOE = Year of Expenditure

<u>General Project Information</u>		<u>Funding Information (YOE)</u>	
Project Sponsor	Capital Metro	Federal Funding Category	Other (Local)
		Federal (FTA) Funds	\$ -
		State Funds from TxDOT	\$ -
CAMPO Map ID		Other Funds	\$ 225,102
Apportionment Year	2015	Fiscal Year Cost	\$ 225,102
Project Phase			
Brief Project Description	Non-revenue vehicle replacements	Total Project Cost	\$ 225,102
		Trans. Dev. Credits Requested	\$ -
		Trans. Dev. Credits Awarded	\$ -
Sec 5309 ID Number		(Date & Amount)	\$ -
Amendment Date & Action			

<u>General Project Information</u>		<u>Funding Information (YOE)</u>	
Project Sponsor	Capital Metro	Federal Funding Category	Other (Local)
		Federal (FTA) Funds	\$ -
		State Funds from TxDOT	\$ -
CAMPO Map ID		Other Funds	\$ 1,500,000
Apportionment Year	2015	Fiscal Year Cost	\$ 1,500,000
Project Phase			
Brief Project Description	Paratransit vehicle replacement	Total Project Cost	\$ 1,500,000
		Trans. Dev. Credits Requested	\$ -
		Trans. Dev. Credits Awarded	\$ -
Sec 5309 ID Number		(Date & Amount)	\$ -
Amendment Date & Action			

<u>Funding Information (YOE)</u>	
Federal Funding Category	5307
Federal (FTA) Funds	\$ 32,981,168
State Funds from TxDOT	\$ 174,685
Other Funds	\$ 11,608,848
Fiscal Year Cost	\$ 44,764,701

<u>Funding Information (YOE)</u>	
Federal Funding Category	5309
Federal (FTA) Funds	\$ 2,250,787
State Funds from TxDOT	\$ -
Other Funds	\$ 24,716
Fiscal Year Cost	\$ 2,275,503

<u>Funding Information (YOE)</u>	
Federal Funding Category	5310
Federal (FTA) Funds	\$ 625,000
State Funds from TxDOT	\$ -
Other Funds	\$ 625,000
Fiscal Year Cost	\$ 1,250,000

<u>Funding Information (YOE)</u>	
Federal Funding Category	Other (FTA) - Tiger V
Federal (FTA) Funds	\$ 11,338,000
State Funds from TxDOT	\$ -
Other Funds	\$ 15,969,800
Fiscal Year Cost	\$ 27,307,800

<u>Funding Information (YOE)</u>	
Federal Funding Category	Other (Local)
Federal (FTA) Funds	\$ -
State Funds from TxDOT	\$ -
Other Funds	\$ 5,119,436
Fiscal Year Cost	\$ 5,119,436

FY 2016 TRANSIT PROJECT DESCRIPTIONS
CAPITAL AREA METROPOLITAN PLANNING ORGANIZATION

TxDOT District: Austin

YOE = Year of Expenditure

<u>General Project Information</u>		<u>Funding Information (YOE)</u>	
Project Sponsor	City of Round Rock	Federal Funding Category	5307
CAMPO Map ID		Federal (FTA) Funds	\$ 525,000
Apportionment Year	2016	State Funds from TxDOT	\$ -
Project Phase		Other Funds	\$ 787,500
Brief Project Description	Demand Response Bus Service	Fiscal Year Cost	\$ 1,312,500
Sec 5309 ID Number		Total Project Cost	\$ 1,312,500
Amendment Date & Action		Trans. Dev. Credits Requested	\$ -
		Trans. Dev. Credits Awarded	\$ -
		(Date & Amount)	\$ -
<u>General Project Information</u>		<u>Funding Information (YOE)</u>	
Project Sponsor	CARTS	Federal Funding Category	5307
CAMPO Map ID		Federal (FTA) Funds	\$ 795,254
Apportionment Year	2016	State Funds from TxDOT	\$ 174,685
Project Phase		Other Funds	\$ 500,569
Brief Project Description	CARTS District San Marcos UZA Operations	Fiscal Year Cost	\$ 1,470,508
Sec 5309 ID Number		Total Project Cost	\$ 1,470,508
Amendment Date & Action		Trans. Dev. Credits Requested	\$ -
		Trans. Dev. Credits Awarded	\$ -
		(Date & Amount)	\$ -
<u>General Project Information</u>		<u>Funding Information (YOE)</u>	
Project Sponsor	Capital Metro	Federal Funding Category	5307
CAMPO Map ID		Federal (FTA) Funds	\$ 240,000
Apportionment Year	2016	State Funds from TxDOT	\$ -
Project Phase		Other Funds	\$ 1,182,180
Brief Project Description	FY2016 Bus shelters & related improvements	Fiscal Year Cost	\$ 1,422,180
Sec 5309 ID Number		Total Project Cost	\$ 1,422,180
Amendment Date & Action		Trans. Dev. Credits Requested	\$ -
		Trans. Dev. Credits Awarded	\$ -
		(Date & Amount)	\$ -
<u>General Project Information</u>		<u>Funding Information (YOE)</u>	
Project Sponsor	Capital Metro	Federal Funding Category	5309
CAMPO Map ID		Federal (FTA) Funds	\$ 87,500
Apportionment Year	2016	State Funds from TxDOT	\$ -
Project Phase		Other Funds	\$ 21,875
Brief Project Description	MetroRapid Projects	Fiscal Year Cost	\$ 109,375
Sec 5309 ID Number		Total Project Cost	\$ 109,375
Amendment Date & Action		Trans. Dev. Credits Requested	\$ -
		Trans. Dev. Credits Awarded	\$ -
		(Date & Amount)	\$ -

FY 2016 TRANSIT PROJECT DESCRIPTIONS
CAPITAL AREA METROPOLITAN PLANNING ORGANIZATION

TxDOT District: Austin

YOE = Year of Expenditure

<u>General Project Information</u>		<u>Funding Information (YOE)</u>	
Project Sponsor	Capital Metro	Federal Funding Category	5310
		Federal (FTA) Funds	\$ 625,000
		State Funds from TxDOT	\$ -
CAMPO Map ID		Other Funds	\$ 625,000
Apportionment Year	2016	Fiscal Year Cost	\$ 1,250,000
Project Phase			
Brief Project Description	Section 5310 Placeholder - FY2016	Total Project Cost	\$ 1,250,000
		Trans. Dev. Credits Requested	\$ -
		Trans. Dev. Credits Awarded (Date & Amount)	\$ -
Sec 5309 ID Number			
Amendment Date & Action			
<u>General Project Information</u>		<u>Funding Information (YOE)</u>	
Project Sponsor	Capital Metro	Federal Funding Category	Other (Local)
		Federal (FTA) Funds	\$ -
		State Funds from TxDOT	\$ -
CAMPO Map ID		Other Funds	\$ 450,000
Apportionment Year	2016	Fiscal Year Cost	\$ 450,000
Project Phase			
Brief Project Description	FY2016 ITS projects	Total Project Cost	\$ 450,000
		Trans. Dev. Credits Requested	\$ -
		Trans. Dev. Credits Awarded (Date & Amount)	\$ -
Sec 5309 ID Number			
Amendment Date & Action			
<u>General Project Information</u>		<u>Funding Information (YOE)</u>	
Project Sponsor	Capital Metro	Federal Funding Category	Other (Local)
		Federal (FTA) Funds	\$ -
		State Funds from TxDOT	\$ -
CAMPO Map ID		Other Funds	\$ 1,954,588
Apportionment Year	2016	Fiscal Year Cost	\$ 1,954,588
Project Phase			
Brief Project Description	MetroRail Projects	Total Project Cost	\$ 1,954,588
		Trans. Dev. Credits Requested	\$ -
		Trans. Dev. Credits Awarded (Date & Amount)	\$ -
Sec 5309 ID Number			
Amendment Date & Action			
<u>General Project Information</u>		<u>Funding Information (YOE)</u>	
Project Sponsor	Capital Metro	Federal Funding Category	Other (Local)
		Federal (FTA) Funds	\$ -
		State Funds from TxDOT	\$ -
CAMPO Map ID		Other Funds	\$ 16,000,000
Apportionment Year	2016	Fiscal Year Cost	\$ 16,000,000
Project Phase			
Brief Project Description	Bus replacements	Total Project Cost	\$ 16,000,000
		Trans. Dev. Credits Requested	\$ -
		Trans. Dev. Credits Awarded (Date & Amount)	\$ -
Sec 5309 ID Number			
Amendment Date & Action			

FY 2016 TRANSIT PROJECT DESCRIPTIONS
CAPITAL AREA METROPOLITAN PLANNING ORGANIZATION

TxDOT District: Austin

YOE = Year of Expenditure

<u>General Project Information</u>		<u>Funding Information (YOE)</u>	
Project Sponsor	Capital Metro	Federal Funding Category	Other (Local)
		Federal (FTA) Funds	\$ -
		State Funds from TxDOT	\$ -
CAMPO Map ID		Other Funds	\$ 144,909
Apportionment Year	2016	Fiscal Year Cost	\$ 144,909
Project Phase			
Brief Project Description	Non-revenue vehicle replacements	Total Project Cost	\$ 144,909
		Trans. Dev. Credits Requested	\$ -
		Trans. Dev. Credits Awarded	\$ -
Sec 5309 ID Number		(Date & Amount)	\$ -
Amendment Date & Action			

<u>General Project Information</u>		<u>Funding Information (YOE)</u>	
Project Sponsor	Capital Metro	Federal Funding Category	Other (Local)
		Federal (FTA) Funds	\$ -
		State Funds from TxDOT	\$ -
CAMPO Map ID		Other Funds	\$ 975,000
Apportionment Year	2016	Fiscal Year Cost	\$ 975,000
Project Phase			
Brief Project Description	Lakeline Station	Total Project Cost	\$ 975,000
		Trans. Dev. Credits Requested	\$ -
		Trans. Dev. Credits Awarded	\$ -
Sec 5309 ID Number		(Date & Amount)	\$ -
Amendment Date & Action			

Federal Funding Category	5307	
Federal (FTA) Funds	\$	1,560,254
State Funds from TxDOT	\$	174,685
Other Funds	\$	2,470,249
Fiscal Year Cost	\$	4,205,188

<u>Funding Information (YOE)</u>		
Federal Funding Category	5309	
Federal (FTA) Funds	\$	87,500
State Funds from TxDOT	\$	-
Other Funds	\$	21,875
Fiscal Year Cost	\$	109,375

<u>Funding Information (YOE)</u>		
Federal Funding Category	5310	
Federal (FTA) Funds	\$	625,000
State Funds from TxDOT	\$	-
Other Funds	\$	625,000
Fiscal Year Cost	\$	1,250,000

<u>Funding Information (YOE)</u>		
Federal Funding Category	Other (Local)	
Federal (FTA) Funds	\$	-
State Funds from TxDOT	\$	-
Other Funds	\$	19,524,497
Fiscal Year Cost	\$	19,524,497

FY 2017 TRANSIT PROJECT DESCRIPTIONS
CAPITAL AREA METROPOLITAN PLANNING ORGANIZATION

YOE = Year of
Expenditure

TxDOT District: Austin

<u>General Project Information</u>		<u>Funding Information (YOE)</u>	
Project Sponsor	City of Round Rock	Federal Funding Category	5307
		Federal (FTA) Funds	\$ 525,000
		State Funds from TxDOT	\$ -
CAMPO Map ID		Other Funds	\$ 787,500
Apportionment Year	2017	Fiscal Year Cost	\$ 1,312,500
Project Phase			
Brief Project Description	Demand Response Bus Service	Total Project Cost	\$ 1,312,500
		Trans. Dev. Credits Requested	\$ -
		Trans. Dev. Credits Awarded	
Sec 5309 ID Number		(Date & Amount)	
Amendment Date & Action			

<u>General Project Information</u>		<u>Funding Information (YOE)</u>	
Project Sponsor	Capital Metro	Federal Funding Category	5307
		Federal (FTA) Funds	\$ 240,000
		State Funds from TxDOT	\$ -
CAMPO Map ID		Other Funds	\$ 60,000
Apportionment Year	2017	Fiscal Year Cost	\$ 300,000
Project Phase			
Brief Project Description	FY2017 Bus shelters & related improvements	Total Project Cost	\$ 300,000
		Trans. Dev. Credits Requested	\$ -
		Trans. Dev. Credits Awarded	
Sec 5309 ID Number		(Date & Amount)	
Amendment Date & Action			

<u>General Project Information</u>		<u>Funding Information (YOE)</u>	
Project Sponsor	Capital Metro	Federal Funding Category	5310
		Federal (FTA) Funds	\$ 625,000
		State Funds from TxDOT	\$ -
CAMPO Map ID		Other Funds	\$ 625,000
Apportionment Year	2017	Fiscal Year Cost	\$ 1,250,000
Project Phase			
Brief Project Description	Section 5310 Placeholder - FY2017	Total Project Cost	\$ 1,250,000
		Trans. Dev. Credits Requested	\$ -
		Trans. Dev. Credits Awarded	
Sec 5309 ID Number		(Date & Amount)	
Amendment Date & Action			

<u>General Project Information</u>		<u>Funding Information (YOE)</u>	
Project Sponsor	Capital Metro	Federal Funding Category	Other (Local)
		Federal (FTA) Funds	\$ -
		State Funds from TxDOT	\$ -
CAMPO Map ID		Other Funds	\$ 2,685,000
Apportionment Year	2017	Fiscal Year Cost	\$ 2,685,000
Project Phase			
Brief Project Description	MetroRail Projects	Total Project Cost	\$ 2,685,000
		Trans. Dev. Credits Requested	\$ -
		Trans. Dev. Credits Awarded	
Sec 5309 ID Number		(Date & Amount)	
Amendment Date & Action			

FY 2017 TRANSIT PROJECT DESCRIPTIONS
CAPITAL AREA METROPOLITAN PLANNING ORGANIZATION

TxDOT District: Austin

Expenditure

<u>General Project Information</u>		<u>Funding Information (YOE)</u>	
Project Sponsor	Capital Metro	Federal Funding Category	Other (Local)
		Federal (FTA) Funds	\$ -
		State Funds from TxDOT	\$ -
CAMPO Map ID		Other Funds	\$ 16,000,000
Apportionment Year	2017	Fiscal Year Cost	\$ 16,000,000
Project Phase			
Brief Project Description	Bus replacements	Total Project Cost	\$ 16,000,000
		Trans. Dev. Credits Requested	\$ -
Sec 5309 ID Number		Trans. Dev. Credits Awarded	
Amendment Date & Action		(Date & Amount)	

<u>General Project Information</u>		<u>Funding Information (YOE)</u>	
Project Sponsor	Capital Metro	Federal Funding Category	Other (Local)
		Federal (FTA) Funds	\$ -
		State Funds from TxDOT	\$ -
CAMPO Map ID		Other Funds	\$ 180,000
Apportionment Year	2017	Fiscal Year Cost	\$ 180,000
Project Phase			
Brief Project Description	Non-revenue vehicle replacements	Total Project Cost	\$ 180,000
		Trans. Dev. Credits Requested	\$ -
Sec 5309 ID Number		Trans. Dev. Credits Awarded	
Amendment Date & Action		(Date & Amount)	

<u>General Project Information</u>		<u>Funding Information (YOE)</u>	
Project Sponsor	Capital Metro	Federal Funding Category	Other (Local)
		Federal (FTA) Funds	\$ -
		State Funds from TxDOT	\$ -
CAMPO Map ID		Other Funds	\$ 2,161,503
Apportionment Year	2017	Fiscal Year Cost	\$ 2,161,503
Project Phase			
Brief Project Description	Paratransit vehicle replacement	Total Project Cost	\$ 2,161,503
		Trans. Dev. Credits Requested	\$ -
Sec 5309 ID Number		Trans. Dev. Credits Awarded	
Amendment Date & Action		(Date & Amount)	

<u>Funding Information (YOE)</u>	
Federal Funding Category	5307
Federal (FTA) Funds	\$ 765,000
State Funds from TxDOT	\$ -
Other Funds	\$ 847,500
Fiscal Year Cost	\$ 1,612,500

<u>Funding Information (YOE)</u>	
Federal Funding Category	5310
Federal (FTA) Funds	\$ 625,000
State Funds from TxDOT	\$ -
Other Funds	\$ 625,000
Fiscal Year Cost	\$ 1,250,000

<u>Funding Information (YOE)</u>	
Federal Funding Category	Other (Local)
Federal (FTA) Funds	\$ -
State Funds from TxDOT	\$ -
Other Funds	\$ 21,026,503
Fiscal Year Cost	\$ 21,026,503

FY 2018 TRANSIT PROJECT DESCRIPTIONS
CAPITAL AREA METROPOLITAN PLANNING ORGANIZATION

TxDOT District: Austin

YOE = Year of Expenditure

<u>General Project Information</u>		<u>Funding Information (YOE)</u>	
Project Sponsor	City of Round Rock	Federal Funding Category	5307
		Federal (FTA) Funds	\$ 525,000
		State Funds from TxDOT	\$ -
CAMPO Map ID		Other Funds	\$ 787,500
Apportionment Year	2018	Fiscal Year Cost	\$ 1,312,500
Project Phase			
Brief Project Description	Demand Response Bus Service	Total Project Cost	\$ 1,312,500
		Trans. Dev. Credits Requested	\$ -
		Trans. Dev. Credits Awarded	
Sec 5309 ID Number		(Date & Amount)	
Amendment Date & Action			

<u>General Project Information</u>		<u>Funding Information (YOE)</u>	
Project Sponsor	Capital Metro	Federal Funding Category	5307
		Federal (FTA) Funds	\$ 240,000
		State Funds from TxDOT	\$ -
CAMPO Map ID		Other Funds	\$ 60,000
Apportionment Year	2018	Fiscal Year Cost	\$ 300,000
Project Phase			
Brief Project Description	FY2018 Bus shelters & related improvements	Total Project Cost	\$ 300,000
		Trans. Dev. Credits Requested	\$ -
		Trans. Dev. Credits Awarded	
Sec 5309 ID Number		(Date & Amount)	
Amendment Date & Action			

<u>General Project Information</u>		<u>Funding Information (YOE)</u>	
Project Sponsor	Capital Metro	Federal Funding Category	5310
		Federal (FTA) Funds	\$ 625,000
		State Funds from TxDOT	\$ -
CAMPO Map ID		Other Funds	\$ 625,000
Apportionment Year	2018	Fiscal Year Cost	\$ 1,250,000
Project Phase			
Brief Project Description	Section 5310 Placeholder - FY2018	Total Project Cost	\$ 1,250,000
		Trans. Dev. Credits Requested	\$ -
		Trans. Dev. Credits Awarded	
Sec 5309 ID Number		(Date & Amount)	
Amendment Date & Action			

<u>General Project Information</u>		<u>Funding Information (YOE)</u>	
Project Sponsor	Capital Metro	Federal Funding Category	Other (Local)
		Federal (FTA) Funds	\$ -
		State Funds from TxDOT	\$ -
CAMPO Map ID		Other Funds	\$ 10,355,000
Apportionment Year	2018	Fiscal Year Cost	\$ 10,355,000
Project Phase			
Brief Project Description	MetroRail Projects	Total Project Cost	\$ 10,355,000
		Trans. Dev. Credits Requested	\$ -
		Trans. Dev. Credits Awarded	
Sec 5309 ID Number		(Date & Amount)	
Amendment Date & Action			

FY 2018 TRANSIT PROJECT DESCRIPTIONS
CAPITAL AREA METROPOLITAN PLANNING ORGANIZATION

TxDOT District: Austin

YOE = Year of Expenditure

<u>General Project Information</u>		<u>Funding Information (YOE)</u>	
Project Sponsor	Capital Metro	Federal Funding Category	Other (Local)
		Federal (FTA) Funds	\$ -
		State Funds from TxDOT	\$ -
CAMPO Map ID		Other Funds	\$ 16,000,000
Apportionment Year	2018	Fiscal Year Cost	\$ 16,000,000
Project Phase			
Brief Project Description	Bus replacements	Total Project Cost	\$ 16,000,000
		Trans. Dev. Credits Requested	\$ -
		Trans. Dev. Credits Awarded	
Sec 5309 ID Number		(Date & Amount)	
Amendment Date & Action			

<u>General Project Information</u>		<u>Funding Information (YOE)</u>	
Project Sponsor	Capital Metro	Federal Funding Category	Other (Local)
		Federal (FTA) Funds	\$ -
		State Funds from TxDOT	\$ -
CAMPO Map ID		Other Funds	\$ 180,000
Apportionment Year	2018	Fiscal Year Cost	\$ 180,000
Project Phase			
Brief Project Description	Non-revenue vehicle replacements	Total Project Cost	\$ 180,000
		Trans. Dev. Credits Requested	\$ -
		Trans. Dev. Credits Awarded	
Sec 5309 ID Number		(Date & Amount)	
Amendment Date & Action			

<u>Funding Information (YOE)</u>	
Federal Funding Category	5307
Federal (FTA) Funds	\$ 765,000
State Funds from TxDOT	\$ -
Other Funds	\$ 847,500
Fiscal Year Cost	\$ 1,612,500
<u>Funding Information (YOE)</u>	
Federal Funding Category	5310
Federal (FTA) Funds	\$ 625,000
State Funds from TxDOT	\$ -
Other Funds	\$ 625,000
Fiscal Year Cost	\$ 1,250,000
<u>Funding Information (YOE)</u>	
Federal Funding Category	Other (Local)
Federal (FTA) Funds	\$ -
State Funds from TxDOT	\$ -
Other Funds	\$ 26,535,000
Fiscal Year Cost	\$ 26,535,000

**Transit Financial Summary
CAMPO**

FY 2015 - 2018 Transportation Improvement Program

All Figures in Year of Expenditure (YOE) Dollars

Current as of 12/12/2012

Transit Program	FY 2015			FY 2016			FY 2017		
	Federal	State/Other	Total	Federal	State/Other	Total	Federal	State/Other	Total
1 Sec. 5307 - Urbanized Formula >200K	\$ 32,981,168	\$11,783,533	\$44,764,701	\$1,560,254	\$2,644,934	\$4,205,188	\$765,000	\$847,500	\$1,612,500
2 Sec. 5307 - Urbanized Formula <200K			\$0			\$0			\$0
3 Sec. 5309 - Discretionary	\$ 2,250,787	\$24,716	\$2,275,503	\$ 87,500	\$21,875	\$109,375			\$0
4 Sec. 5310 - Elderly & Individuals w/Disabilities	\$ 625,000	\$625,000	\$1,250,000	\$625,000	\$625,000	\$1,250,000	\$ 625,000	\$625,000	\$1,250,000
5 Sec. 5311 - Nonurbanized Formula			\$0			\$0			\$0
6 Sec. 5316 - JARC >200K			\$0			\$0			\$0
7 Sec. 5316 - JARC <200K			\$0			\$0			\$0
8 Sec. 5316 - JARC Nonurbanized			\$0			\$0			\$0
9 Sec. 5317 - New Freedom >200K			\$0			\$0			\$0
10 Sec. 5317 - New Freedom <200K			\$0			\$0			\$0
11 Sec. 5317 - New Freedom Nonurbanized			\$0			\$0			\$0
12 Other FTA:	\$ 11,338,000	\$15,969,800	\$27,307,800			\$0			\$0
13 Regionally Significant or Other \Local		\$ 5,119,436	\$5,119,436		\$19,524,497	\$19,524,497		\$21,026,503	\$21,026,503
Total Funds	\$47,194,955	\$33,522,485	\$80,717,440	\$2,272,754	\$22,816,306	\$25,089,060	\$1,390,000	\$22,499,003	\$23,889,003
Transportation Development Credits Requested			\$0			\$0			\$0
Awarded			\$0			\$0			\$0

All Figures in Year of Expenditure (YOE) Dollars

Transit Program	FY 2018			Total		
	Federal	State/Other	Total	Federal	State/Other	Total
1 Sec. 5307 - Urbanized Formula >200K	\$765,000	\$847,500	\$1,612,500	\$36,071,422	\$16,123,467	\$52,194,889
2 Sec. 5307 - Urbanized Formula <200K			\$0	\$0	\$0	\$0
3 Sec. 5309 - Discretionary			\$0	\$2,338,287	\$46,591	\$2,384,878
4 Sec. 5310 - Elderly & Individuals w/Disabilities	\$625,000	\$625,000	\$1,250,000	\$2,500,000	\$2,500,000	\$5,000,000
5 Sec. 5311 - Nonurbanized Formula			\$0	\$0	\$0	\$0
6 Sec. 5316 - JARC >200K			\$0	\$0	\$0	\$0
7 Sec. 5316 - JARC <200K			\$0	\$0	\$0	\$0
8 Sec. 5316 - JARC Nonurbanized			\$0	\$0	\$0	\$0
9 Sec. 5317 - New Freedom >200K			\$0	\$0	\$0	\$0
10 Sec. 5317 - New Freedom <200K			\$0	\$0	\$0	\$0
11 Sec. 5317 - New Freedom Nonurbanized			\$0	\$0	\$0	\$0
12 Other FTA			\$0	\$11,338,000	\$15,969,800	\$27,307,800
13 Regionally Significant or Other		\$26,535,000	\$26,535,000	\$0	\$72,205,436	\$72,205,436
Total Funds	\$1,390,000	\$28,007,500	\$29,397,500	\$52,247,709	\$106,845,294	\$159,093,003
Transportation Development Credits Requested			\$0			\$0
Awarded			\$0			\$0


APPENDIX A

MPO SELF-CERTIFICATION – ATTAINMENT AREA

In accordance with 23 CFR Part 450.334, the Texas Department of Transportation, and the Capital Area Metropolitan Planning Organization for the Austin - Round Rock - San Marcos urbanized area(s) hereby certify that the transportation planning process is addressing the major issues in the metropolitan planning area and is being conducted in accordance with all applicable requirements of:

- (1) 23 U.S.C. 134, 49 U.S.C. 5303, and this subpart;
- (2) Title VI of the Civil Rights Act of 1964, as amended (42 U.S.C. 2000d-1) and 49 CFR part 21;
- (3) 49 U.S.C. 5332, prohibiting discrimination on the basis of race, color, creed, national origin, sex, or age in employment or business opportunity;
- (4) Section 1101(b) of MAP-21 (Pub. L. 112-141) and 49 CFR part 26 regarding the involvement of disadvantaged business enterprises in USDOT funded projects;
- (5) 23 CFR part 230, regarding the implementation of an equal employment opportunity program on Federal and Federal-aid highway construction contracts;
- (6) The provisions of the Americans with Disabilities Act of 1990 (42 U.S.C. 12101 et seq.) and 49 CFR parts 27, 37, and 38;
- (7) The Older Americans Act, as amended (42 U.S.C. 6101), prohibiting discrimination on the basis of age in programs or activities receiving Federal financial assistance;
- (8) Section 324 of title 23 U.S.C. regarding the prohibition of discrimination based on gender; and
- (9) Section 504 of the Rehabilitation Act of 1973 (29 U.S.C. 794) and 49 CFR part 27 regarding discrimination against individuals with disabilities.

Greg Malatek
District
Texas Department of Transportation



District Engineer

5/20/14
Date

Commissioner Will Conley
Metropolitan Planning Organization
Policy Board Chairperson



Chairperson

5/19/14
Date

APPENDIX B

APPENDIX B

Definitions of Project Groupings

Grouped Category Title: PE – Preliminary Engineering

CSJ: 5000-00-950

Definition: Preliminary Engineering for any project that is not added capacity in a non-attainment area. Includes activities which do not involve or lead directly to construction such as planning and technical studies, grants for training and research programs

Grouped Category Title: Preventative Maintenance and Rehabilitation

CSJ: 5000-00-952, 5000-00-957, 5000-00-958

Definition: Projects to include pavement repair to preserve existing pavement so that it may achieve its designed loading. Includes seal coats, overlays, resurfacing, restoration and rehabilitation done with existing ROW. Also includes modernization of a highway by reconstruction, adding shoulders or adding auxiliary lanes (e.g., parking, weaving, turning, climbing, non-added capacity).

Grouped Category Title: Bridge Replacement and Rehabilitation

CSJ: 5000-00-953

Definition: Projects to replace and/or rehabilitate functionally obsolete or structurally deficient bridges.

Grouped Category Title: Railroad Grade Separations

CSJ: 5000-00-954

Definition: Projects to construct or replace existing highway-railroad grade crossing and to rehabilitate and/or replace deficient railroad underpasses, resulting in no added capacity.

Grouped Category Title: Safety

CSJ: 5000-00-950

Definition: Projects to include the construction or replacement/rehabilitation of guard rails, median barriers, crash cushions, pavement markings, skid treatments, medians, lighting improvements, curb ramps, railroad/highway crossing warning devices, fencing, intersection improvements (e.g., turn lanes), signalization projects and interchange modifications. Also includes projects funded via the Federal Hazard Elimination Program and the Federal Railroad Signal Safety Program.

Grouped Category Title: Landscaping

CSJ: 5000-00-956

Definition: Project consisting of typical right-of-way landscape development, establishment and aesthetic improvements to include any associated erosion control and environmental mitigation activities.

Grouped Category Title: Intelligent Transportation System Deployment

CSJ: 5800-00-915

Appendix B

Definition: Highway traffic operation improvement projects including the installation of ramp metering control devices, variable message signs, traffic monitoring equipment and projects in the Federal ITS/IVHS programs.

Grouped Category Title: Bicycle and Pedestrian

CSJ: 5000-00-916

Definition: Construction or rehabilitation of bicycle and pedestrian lanes, paths and facilities.

Grouped Category Title: Right of Way Acquisition

CSJ: 5000-00-951

Right of Way acquisition for any project that is not added capacity in a non-attainment area. Includes relocation assistance, hardship acquisition and protective buying.

APPENDIX C

FY 2015-2018 Transportation Improvement Program (TIP)

Appendix C

Projects in this list are anticipated to be constructed after the current TIP timeframe, but are currently undergoing environmental evaluation.

District	Project Sponsor	Project Name	Project County	Project City	CSJ Number (if available)	Limits		Project Description	Revision Date	Project History (if applicable)
						From	To			
Austin	TxDOT	IH 35	Williamson, Travis, Hays	various	unknown	SH 130	Posey Road	study for various operational improvements on mainlanes and frontage roads, plus potential future transportation corridor (added capacity)		
Austin	TxDOT	US 183 N	Williamson, Travis	Austin	0151-05-100	Lp 1	SH 45/RM620	managed lane study		
Austin	TxDOT	Loop 1 S	Travis	Austin	3136-01-015	Cesar Chavez	Slaughter Ln	ROW acquisition and construction of managed lanes		
Austin	TxDOT	FM 2304	Travis	Austin	2689-01-023	RAVENS ROFT	FM 1626	RECONSTRUCT 5 LANE URBAN ROADWAY		
Austin	TxDOT	RM 1431	Williamson	Cedar Park	1378-02-038	COTTON WOOD CREEK TR IN CEDAR PARK	FM 734 (RONALD REAGAN)	WIDEN TO 6-LN DIVIDED ROADWAY		

APPENDIX D



Transportation Improvement Program Administrative Policies

Adopted:
08/11/2009

Amended:
04/09/2012

Background

The Capital Area Metropolitan Planning Organization (CAMPO) was established in 1973 as the federally-designated Metropolitan Planning Organization (MPO) for the Austin metropolitan area. CAMPO's two main purposes are to coordinate regional transportation planning among Bastrop, Caldwell, Hays, Travis and Williamson counties, 39 cities, and transportation providers in the Austin metropolitan area; and to approve the use of federal transportation funds.

According to federal law and regulations, CAMPO, in cooperation with the state and transit operators, will develop a Transportation Improvement Program (TIP) for the area. The four-year TIP lists projects that are funded with federal dollars and are consistent with the long range plan developed for the area. The TIP may also include non-federally funded projects that are regionally significant.

In developing the TIP, CAMPO provides citizens, affected public agencies, representatives of transportation agency employees, other affected employee representatives, private providers of transportation, and other interested parties with a reasonable opportunity to comment on the proposed program. According to Texas Administrative Code, Title 43, Chapter 16, Section 101(b), the TIP shall be updated and approved at least every two years. The TIP development process, including public involvement activities and opportunities for public review and comment, is being used to satisfy program or project requirements of the Federal Transit Administration Urbanized Area Formula Program.

The TIP also includes a financial plan that:

1. Demonstrates how the TIP can be implemented;
2. Indicates resources from public and private sources that are reasonably expected to be made available to carry out the plan; and
3. Recommends any innovative financing techniques to finance needed projects and programs.

To maintain consistency throughout the TIP, a set of *General Policies* and *TIP Modification and Amendment Policies and Procedures* have been developed to govern the TIP and its associated projects. These policies and procedures are listed below.

General Policies

1. The TIP is divided into two distinct parts: the main body and appendices
 - a. Items specifically required to be in the main body of the TIP can be found in 23 CFR 450 of the Code of Federal Regulations and 49 U.S.C. Chapter 53 of the United States Code.
 - b. All projects in the main body of the TIP fall under the *General Policies*, regardless of funding source or funding category.
 - c. Projects included in the main body of the TIP must be consistent with:
 - i. The current CAMPO long-range plan
 - ii. CAMPO's Congestion Management Process and;
 - iii. Applicable federal and state requirements.
 - d. All appendices included in the TIP are for informational purposes only.

2. All TIP and TIP amendment project submissions must be submitted using the TIP Application Package provided by CAMPO.
3. CAMPO will hold two regularly scheduled TIP amendment cycles during the fiscal year. All TIP and TIP amendment project submissions must be submitted by the first working day of February and August, and must be submitted using the Plan/TIP amendment form which is available on our website, www.campotexas.org. Requests for out-of-cycle amendments will be considered on a case-by-case basis by the Transportation Policy Board.
4. Those jurisdictions, agencies or transportation providers receiving STP MM funding for projects, programs or studies are required to demonstrate continuous progress toward project implementation. Continuous progress, in this instance, means that major steps to advance the project (e.g., authority to undertake final design, authority to acquire a significant portion of the right-of-way, or approval of the plans, specifications and estimates) must occur within three years of the approval by the Transportation Policy Board (TPB). If continuous progress is not demonstrated, the award of funds will be subject to reevaluation by the TPB.
5. Those jurisdictions or transportation providers receiving STP MM funding for projects, programs or studies must also submit, on a quarterly basis, a progress report for each awarded project, program or study. A standardized reporting format will be provided by CAMPO staff.
6. If an STP MM funded project becomes infeasible or untenable:
 - a. The jurisdiction must notify CAMPO as soon as the determination is made; and
 - b. The STP MM funds will be returned to the general reserve for redistribution; and
 - c. The funds will be offered to the next highest scored, unfunded eligible project based on the most recent STP MM call for projects.
7. The sponsor is responsible for providing CAMPO an accurate accounting of project details including but not limited to: costs, local match fund sources and availability, and implementation schedule.
8. Any and all cost over-runs on a project funded with CAMPO allocated funds are the responsibility of the project sponsor.
9. The TPB and/or the CAMPO Executive Director reserve the right to declare any proposed TIP modification undergo a *Tier 2* public participation process.

TIP Modification and Amendment Policies and Procedures

Due to the dynamic nature of TIP projects during the implementation process, the TIP may need to be modified periodically. The policies and procedures of this process are defined below.

Administrative Amendments: The TPB has delegated the authority to approve specifically defined TIP modifications, known as *Administrative Amendments*, to the CAMPO Executive Director. These amendments are non-substantive in nature and could include changes in funding source. They do not require action by the TPB. If an *Administrative Amendment* is approved by the Executive Director, the amendment shall be provided online for the benefit of the public and to the TPB for informational purposes before the next meeting of the TPB.

The following are classified as *Administrative Amendments*:

- Total Year of Expenditure cost increases that do not cause an increase of funds allocated by the TPB within the following limits:

Total TIP Project Cost	Percent Increase in Year of Expenditure Cost
\$0 - \$249,000	25%
\$250,000 - \$999,999	20%
\$1,000,000 - \$2,999,999	15%
\$3,000,000+	10%, capped at \$5 million

- Decreases in federal or state funding
- Increases to local matches
- Changes in project sponsors if the sponsor or sponsors submit adequate documentation to CAMPO indicating that they have the funding needed to sponsor the project.
- Changes in federal project funding sources that do not alter the federal project cost, with the condition that the project meets the funding category's eligibility requirements.
- Modifications to TIP projects as long as the modifications do not materially change the project's intended function, nature, costs or environmental impact.
- Including a project as a phased improvement to a larger project, as long as the modifications do not materially change the project's intended function, nature, costs or environmental impact.
- Data entry or typographical errors.

Tier 1 Amendments: *Tier 1 Amendments* to the TIP often include changes to funding amounts or changes in scope of a project. These amendments require action by the TPB. All *Tier 1 Amendments* require the public outreach process as defined in the *CAMPO Public Participation Plan*.

Tier 1 Amendments include, but are not limited to, the following types of actions:

- The addition/deletion/modification of non-transit projects that do not cross jurisdictional lines
- The addition/deletion/modification of transit projects related to currently existing service
- The addition/deletion/modification of projects that do not implement a new user fee, fare or toll component. A new toll component is defined as a project with a toll that is not listed in the currently active TIP. Transit projects that are related to currently existing service are not considered to be implementing a new fare.
- The addition/deletion/modification of projects selected for funding through a competitive process not administered by the TPB (ie: Safe Routes to School projects, Texas Transportation Commission selected projects, federal grant program projects)
- Modifications to project scope, as long as the modifications do not necessitate revising the NEPA documentation or will not alter the NEPA determination

- Split or combine currently listed individual projects, provided schedule and scope remain unchanged, Year of Expenditure costs do not increase by more than 50% and CAMPO allocated funds do not increase.
- Removal of projects that have not been obligated

Tier 2 Amendments: Tier 2 Amendments are any modifications that are not otherwise defined as an *Administrative* or *Tier 1 Amendment*. Tier 2 Amendments typically include substantial increases in federal funding (above the 50% threshold) or scope alterations. The TPB and/or CAMPO Executive Director reserve the right to declare any proposed modification to the TIP a *Tier 2 Amendment*.

All modifications to the TIP that are classified as *Tier 2 Amendments* must be presented to the TPB for consideration. All *Tier 2 Amendments* require the public outreach process as defined in the *CAMPO Public Participation Plan*.

Tier 2 Amendments include, but are not limited to, the following types of actions:

- Modifications to a project's scope that will cause a revision of the NEPA documentation or will alter any NEPA determination
- The addition/deletion/modification of non-transit projects that cross jurisdictional lines
- The addition/deletion/modification of projects that implement a new user fee, fare or toll component
- Addition/deletion/modification of projects that require an Environmental Impact Statement or Environmental Assessment under NEPA
- Any requested increase in CAMPO allocated funding, if requested funding is available

Emergency Actions. In accordance with federal rules and regulations, in the event that the State of Texas or the federal government declares a state of emergency, CAMPO may process any TIP modification that is related to mitigation of the emergency as an *Administrative Amendment*. If applicable, the TIP modification would be processed in accordance with the appropriate amendment requirements during the next amendment cycle.

APPENDIX E



RESOLUTION(2014 – 5 – 14)
Acknowledging Transportation Policy Board Adoption of the
FYs 2015 – 2018 Transportation Improvement Program

WHEREAS, pursuant to federal law, the Governor of the State of Texas designated the Capital Area Metropolitan Planning Organization (CAMPO) as the Metropolitan Planning Organization for the Austin region in 1973; and

WHEREAS, CAMPO's Transportation Policy Board is the regional forum for cooperative decision-making regarding transportation issues in Bastrop, Burnet, Caldwell, Hays, Travis and Williamson Counties in Central Texas; and

WHEREAS, CAMPO is required to create a four-year Transportation Improvement Program (TIP); and

WHEREAS, CAMPO is required by the Texas Administrative Code, Title 43, Chapter 16, Section 101(b) to adopt a new four-year TIP every two years; and

WHEREAS, CAMPO, as required by law, has worked with its jurisdictional partners to develop the *FYs 2015 – 2018 TIP*; and

WHEREAS, CAMPO published all requested amendments and supporting information; and

WHEREAS, CAMPO has an adopted Public Participation Program that sets forth public involvement requirements for TIP adoption or amendments including a minimum 28-day comment period and, in an effort to seek public input on the requested amendments, CAMPO conducted one community meeting in Bastrop, Burnet, Caldwell, Hays, Travis, and Williamson Counties; and

WHEREAS, the CAMPO Transportation Policy Board conducted a Public Hearing on the requested project submittals on March 17, 2014.

NOW, THEREFORE BE IT RESOLVED that the CAMPO Transportation Policy Board hereby adopts the *FYs 2015 - 2018 TIP* as attached; and

BE IT FURTHER RESOLVED that the CAMPO Transportation Policy Board directs the CAMPO Director to immediately transmit the adopted *FYs 2015 - 2018 TIP* to the Texas Department of Transportation for inclusion in the Statewide Transportation Improvement Program; and

BE IT FURTHER RESOLVED that the *FYs 2015 – 2018 TIP* will replace the current *FYs 2013 – 2016 TIP* as CAMPO's active TIP upon approval of the *FYs 2015 – 2018 TIP* by FHWA; and

Hereby orders the recording of this resolution in the minutes of the Transportation Policy Board; and

BE IT FURTHER RESOLVED that the Board delegates the signing of necessary documents to the Board Chair.

The above resolution being read, a motion to approve the *FYs 2015 – 2018 TIP* was made on May 12, 2014 by Cynthia Long, duly seconded by Craig Morgan


Those voting "AYE":

Lee Leffingwell	Daniel Guerrero
Dave DeOme for Joe Bain	Cynthia Long
Clara Beckett	Greg Malatek
Sam Biscoe	Craig Morgan
John Cyrier	Matt Powell
Gerald Daugherty	David Siebold
Joe Don Dockery	Bruce Todd

Those "Opposed": Sheryl Cole, Chris Riley, Bill Spelman

Absent and Not Voting: Will Conley, Jeff Coleman, George Garver

SIGNED this 19 day of May, 2014



Chair, CAMPO Board

Attest:



Interim Executive Director