



Transportation Policy Board Meeting

March 9, 2020

ITEM 1: CERTIFICATION OF QUORUM

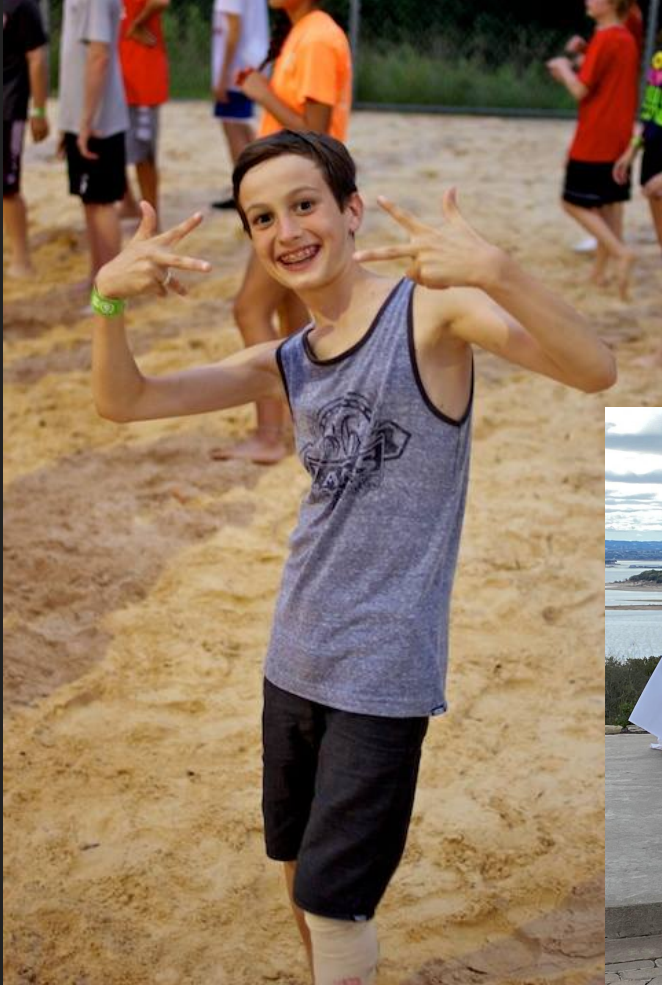


ITEM 2: PUBLIC COMMENTS





CAMPO
Transportation Policy
Board Meeting
March 9, 2020









Road to Zero – Commission Consideration

In adopting this Minute Order, the Texas Transportation Commission:

- Directs TxDOT to work toward the goal of reducing the number of deaths on Texas roadways by half by the year 2035 and to zero by the year 2050.
- Acknowledges a majority of motor vehicle crashes can be prevented, thereby reducing fatalities.
- Directs TxDOT divisions and districts to develop and implement strategies to achieve this goal.

Every City, Every County, Every MPO



ITEM 3: CHAIR ANNOUNCEMENTS



ITEM 4: REPORT FROM THE TECHNICAL ADVISORY COMMITTEE (TAC)



ITEM 5: EXECUTIVE SESSION



CONSENT AGENDA



**ITEM 6: APPROVAL OF FEBRUARY 10, 2020
MEETING SUMMARY**





Recommendation



**Staff requests approval of the
February 10, 2020 meeting summary.**

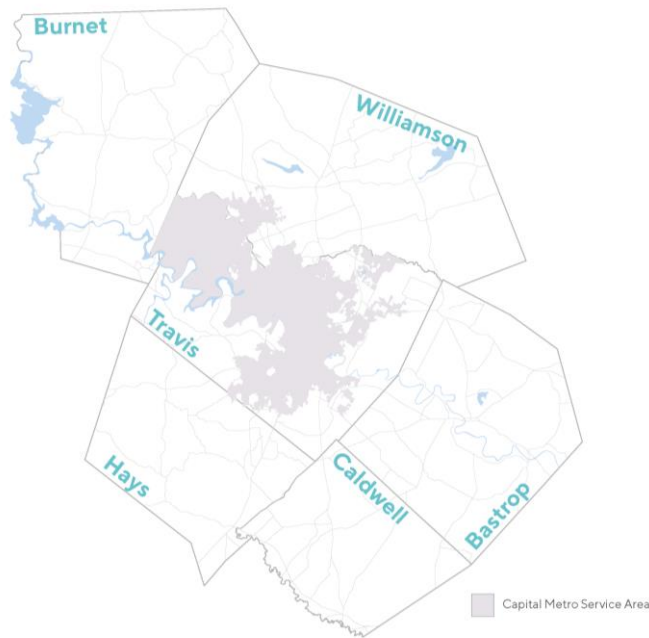


ITEM 7 : DISCUSSION AND ACCEPTANCE OF THE REGIONAL TRANSIT STUDY





Regional Transit Study



- Establish existing regional transit connections and services, gaps, and future needs
- Consider current and future:
 - » Travel patterns
 - » Population and employment growth
 - » Employment and activity centers
- Transit options toolkit for project sponsors
- Guidance for communities that are growing out of rural funding eligibility
- Two rounds of public outreach with comment period open October 8 – November 22





What We Heard



46-day comment period

17 public meetings

Over 100 surveys and comment cards



- Growth throughout the region means more connections are needed between regional hubs – not just connections into Austin
- More vanpool/park & ride options
- Upgrade and expansion of current CARTS service needed
- Local municipalities need options as they grow out of rural funding eligibility
- Technology is having an affect on the need to travel





Regional Transit Toolkit

	Description	Local Examples	Users	Places	Operators	Capacity	Accessibility	Cost (Ongoing)	Cost (Startup)	Support Needed
Rideshare/TNC/Taxi	The agency pays for some or all of the taxi or rideshare fare.	Capital Metro/ RideAustin Partnership						\$\$\$\$	\$	Mobile applications
Microtransit	The agency picks up and drops off passengers on request in a small area.	Capital Metro Pickup						\$\$\$	\$	Mobile applications
Vanpool	The agency organizes carpools and provides a vehicle.	Capital Metro Vanpool						\$	\$\$	Scheduling and Employer Outreach
Micromobility	Private companies provide scooters and bicycles to rent.	Scooters, Bikeshare						\$	\$	Bike- and Scooter-friendly street facilities
Door-to-Door	The agency picks up and drops people off who arrange rides in advance. Serves a larger area than microtransit.	CARTS Country Bus, Social Services						\$\$\$\$	\$\$	Scheduling and customer outreach
Local Bus	A regular bus that comes at designated times.	Capital Metro, CARTS Bastrop Service						\$\$	\$\$\$	Easy fare payment, pedestrian-friendly street facilities
Commuter Bus Route	An express bus that comes during rush hour and stops less often, sometimes using express lanes on the road.	Capital Metro Express Service; CARTS Interurban						\$\$\$	\$\$\$	Managed lanes, unified fare payment system
Commuter Rail	A train from downtown to the suburbs.	Capital Metro Red Line						\$\$\$\$	\$\$\$\$	First mile/last mile connections, walkable development
Park & Rides	Places where travelers can park their car and catch a bus, or share a ride, such as with a van pool.	Capital Metro Park & Ride facilities							\$\$\$\$	Good transit connections, managed lanes, passenger amenities

Users



Places



Operators



Capacity



Accessibility

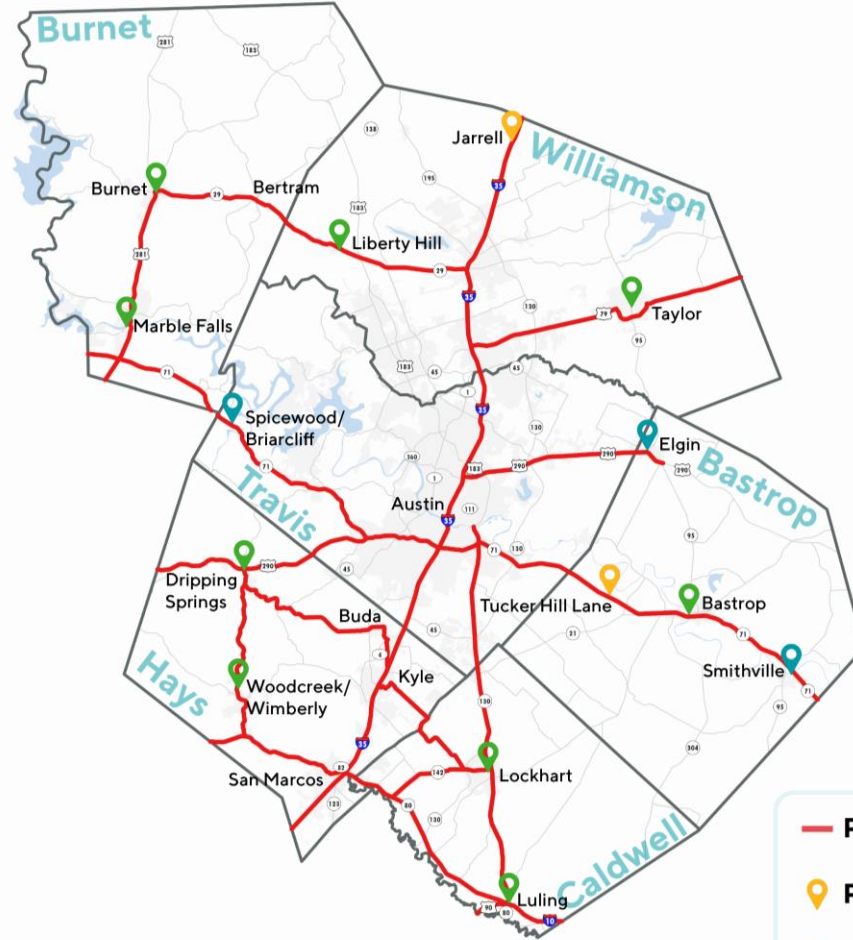


Cost





Meeting Future Transit Needs



- Planned Express Routes**
- Park & Ride and/or Station Improvements**
- Microtransit Service**
- Park & Ride and/or Station Improvements with Microtransit Service**





Recommendation



Staff and TAC recommend acceptance of the Regional Transit Study



**ITEM 8: DISCUSSION AND APPROVAL ON
TRANSPORTATION DEVELOPMENT CREDIT (TDC)
APPLICATION FOR REGIONAL TRANSPORTATION
DEMAND MANAGEMENT (TDM) PROGRAM**





Transportation Development Credit Application

Primary Project

Program: Regional Transportation Demand Management (TDM)

Sponsor: Capital Area Metropolitan Planning Organization (CAMPO)

Federal Funding: \$498,720 Surface Transportation Block Grant

Local Match Requirement: \$124,680 Local Contribution

TDC Request: 124,680

Secondary Project (MOE)

Program: General Planning Consultant

Sponsor: Capital Area Metropolitan Planning Organization (CAMPO)

Federal Funding: \$760,000 Surface Transportation Block Grant

Local Match Requirement: \$190,000 Local Contribution





Recommendation



Staff requests approval of the Transportation Development Credit (TDC) Application for Regional Transportation Demand Management (TDM) Program



**ITEM 9: DISCUSSION AND APPROVAL OF FY 2020 &
2021 UPWP AMENDMENT 2**





**Item 9
Approval of
UPWP
Amendment 2**



FY 2020 & 2021 UPWP

- **FHWA comments addressed**
- **Add \$90,000 PL – Legal Services**
- **Add \$498,720 STBG & 124,680 TDCs – Reg. Transportation Mgmt. Program**
- **Carryover \$23,000 PL – Cong. Mgmt.**
- **Carryover \$215,400 PL & \$185,900 State – Regional Arterial Study**





Recommendation



Staff recommends the Transportation Policy Board approve the Amendment to the 2020-2021 UPWP and accompanying Resolutions 2020-9-3A and 2020-9-3B



**ITEM 10: DISCUSSION AND APPROVAL OF
PERFORMANCE MEASURE TARGETS UPDATES**





Target Setting Summary



Targets Set Annually

Targets Set Every 4 Years



Transit Asset Management (TAM)

Percentage of Revenue Vehicles that meet or exceed ULB

Percentage of Non-Revenue Vehicles that meet or exceed ULB

Percentage of facilities with a conditions rating below 3.0

Percentage of Rail with performance restrictions

Safety (PM1)

Number of Fatalities

Rate of Fatalities

Number of Serious Injuries

Rate of Serious Injuries

Number of Non-Motorized Fatalities and Serious Injuries

Infrastructure (PM2)

IH Pavement in Good Condition

IH Pavement in Poor Condition

NHS Pavement in Good Condition

NHS Pavement in Poor Condition

Bridge Deck in Good Condition

Bridge Deck in Poor Condition

System Performance (PM3)

IH Travel Time Reliability

NHS Travel Time Reliability

Freight Time Reliability

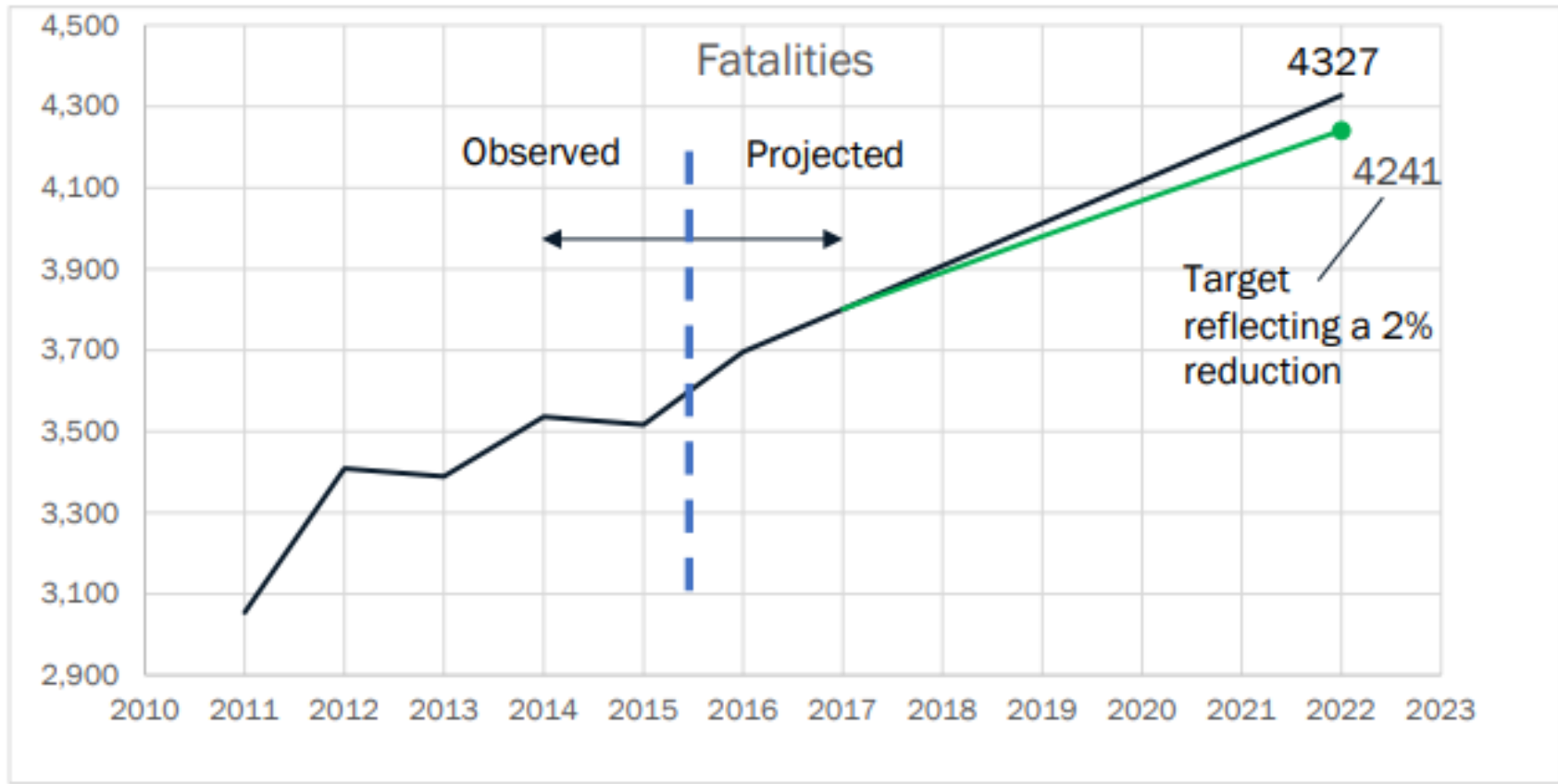


Figure 4. Trend Line for Target Prediction of Fatalities in 2022.

Source: 2017- 2022 Texas Strategic Highway Safety Plan (2017)

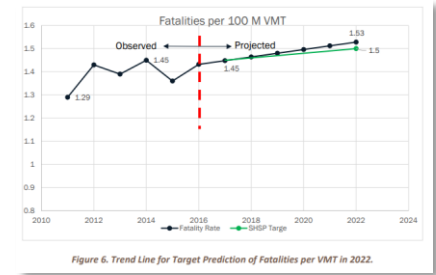


Figure 6. Trend Line for Target Prediction of Fatalities per VMT in 2022.

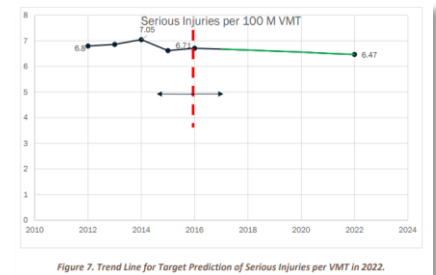


Figure 7. Trend Line for Target Prediction of Serious Injuries per VMT in 2022.

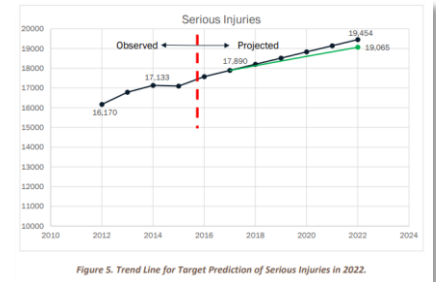


Figure 5. Trend Line for Target Prediction of Serious Injuries in 2022.

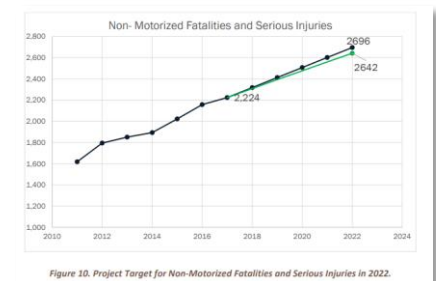


Figure 10. Project Target for Non-Motorized Fatalities and Serious Injuries in 2022.



State - Safety (PM1) Targets

Federal Performance Measure	2016 (Actual)	2017 (Actual)	2018 (Actual)	2019 (Target)	2020 (Target)	5-Year (Average)
Number of Fatalities	3,797	3,722	3,631	3,980	4,068	3,840
Rate of Fatalities	1.40	1.37	1.31	1.47	1.48	1.406
Number of Serious Injuries	17,573	17,535	14,892	18,367	18,602	17,394
Rate of Serious Injuries	6.48	6.42	5.37	6.60	6.56	6.286
Number of Non-Motorized Fatalities/Injuries	2,304	2,146	2,104	2,394	2,477	2,285

The overall targets are a two percent reduction of trends with a positive slope by 2020.





Capital Metro - Transit Asset Management (TAM) Targets

Asset Class	FY 2017	FY 2018	FY 2019	FY 2020
Articulated Buses	0%	0%	0%	0%
Over the Road Buses	-	-	0%	14%
Buses	20%	20%	18%	0%
Cutaway Vans	10%	0%	16%	0%
Minivans	0%	0%	0%	0%
Railcars - RS - DMUs	0%	0%	0%	0%
Automobiles (Cars and SUVs)	25%	50%	61%	35%
Trucks and Other Rubber Tire Vehicles	5%	16%	22%	50%
Steel Wheel Vehicles	-	-	-	0%
Passenger /Parking	0%	0%	0%	0%
Administrative/Maintenance	5%	0%	0%	0%
YR Hybrid Rail	25%	3%	3%	1%





Recommendation



Staff requests approval of the Performance Measure Target updates for Safety (PM1) and Transit Asset Management (TAM)



ITEM 11: DISCUSSION RELATED TO IH-35 FUNDING



ITEM 12: DISCUSSION ON PROJECT PROGRESS REPORTS





Capital Area Metropolitan Planning Organization

Project Progress Report

March 2020



Funding Award



Advanced Funding Agreement (AFA)



Federal Authorization and Agreement (FPAA)



Project Activity (Engineering, ROW, Construction)



Project Closeout

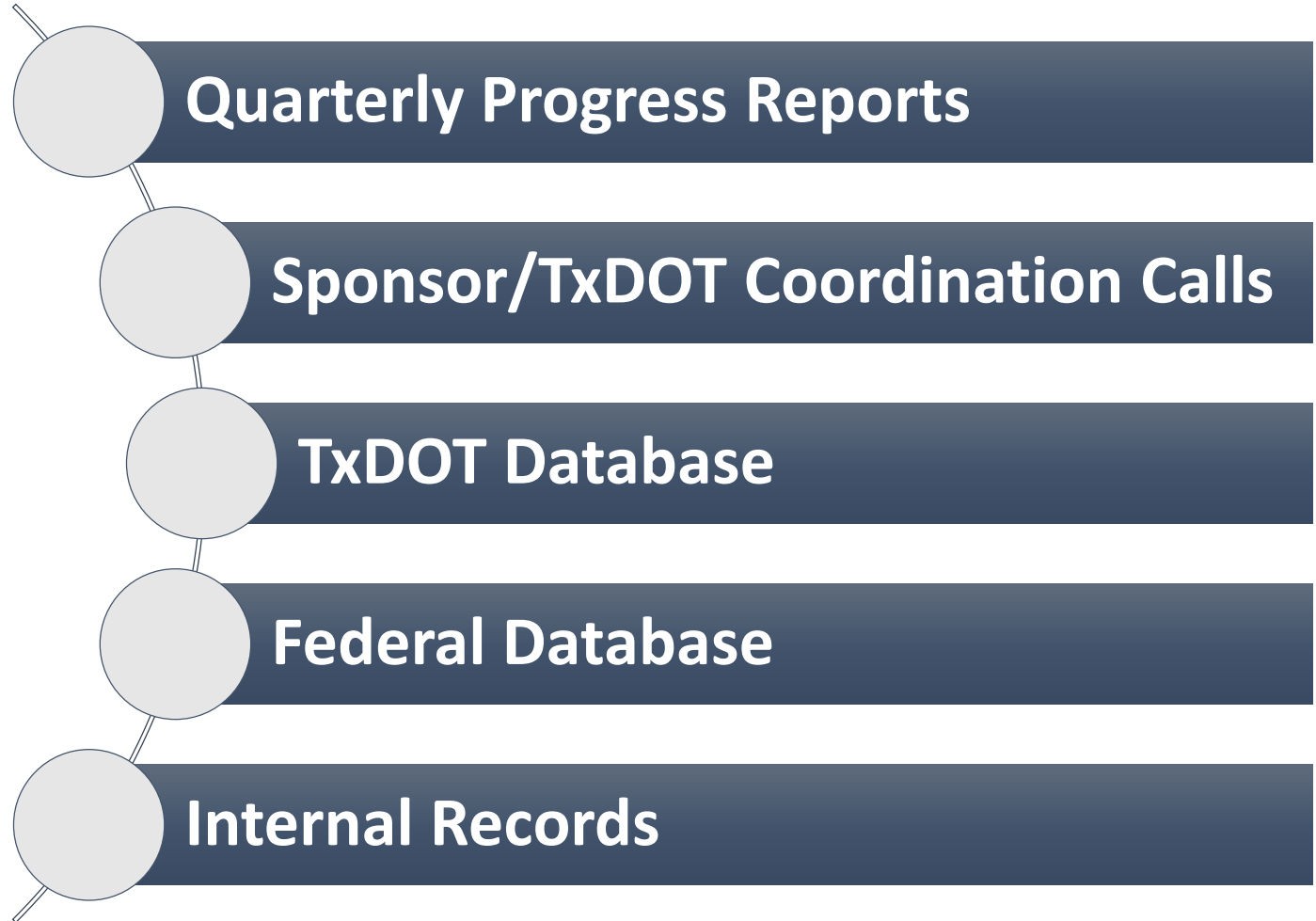




Capital Area Metropolitan Planning Organization

Project Progress Report

March 2020





Capital Area Metropolitan Planning Organization

Project Progress Report

March 2020



Report Summary

Sponsors: 31

Projects: 140

Funding: \$1,014,064,722.00 (Category 2, 7 and 9)

Active Projects: 96

Closed Projects: 34

Cancelled Projects: 5

Transferred Project: 5

Oldest Active Project: 12 Years





Report Summary (Category 7)

Sponsors: 26

Projects: 92

Funding: \$363,847,097.00

AFA (Complete): 59

AFA (In Progress): 18

AFA (Not Started): 4

AFA (Not Applicable): 11

Capital Area Metropolitan Planning Organization

Project Progress Report

March 2020





Report Summary (Category 9)

Sponsors: 13

Projects: 22

Funding: \$28,315,733.00

AFA (Complete): 15

AFA (In Progress): 4

AFA (Not Started): 1

AFA (Not Applicable): 2

Capital Area Metropolitan Planning Organization

Project Progress Report

March 2020



**ITEM 13A: UPDATE ON 2045 REGIONAL
TRANSPORTATION PLAN (RTP)**





Item 13 A





2045 Project Call

.....
Scoring

- 20 Project Sponsors Applications
- 642 Projects (**557 constrained candidates**)
- Federal/State, 100% Local, Illustrative
- Roadway, Active Transport, Transit, ITS/Operations, TDM
- **\$42.5 Billion** – Constrained Candidates
- **\$7 Billion** – Illustrative (All Roadway)





2045 Project Call



What's New



- **Constrained Candidate List = \$42.5B**
 - » Previously \$45B
- **Illustrative Candidate List = \$7B**
 - » Previously \$5B
- **104 Projects changed from federal/state to 100% Local**
 - » 79 City of Austin
 - » 22 Travis County
 - » 3 City of San Marcos
- **Regional Fiscal Capacity**
 - » Up to roughly **\$42 Billion** from \$38.4 Billion





Other Considerations



Including a draft cut line



- **Operations and Maintenance (accounted separately)**
- **Urban Trails Tier 2**
 - » Reduced to \$250 Million
 - » Switched from Fed/State to Local
- **What projects currently make the cut?**
 - » \$42 B – Any projects with a score of **59 +**
 - 539 projects out of 557 constrained candidates





2045 RTP



Timeline



October 16, 2019	TAC Workshop on project selection criteria
October 21, 2019	TAC Concurrence on criteria
November 13, 2019	Local Government webinar regarding RTP project call
October 31—December 4, 2019	RTP Call for Projects Application Intake
November 2019	1 st Round of Public Outreach (existing conditions)
December 2019—January 2020	Constrained Plan and Compiled RTP Report Completion (draft plan)
January 13, 2020	TPB Presentation on Project List
January 27, 2020	TAC information presentation on draft plan of constrained project list, fiscal constraint, and review of demographics
February 10, 2020	TPB informational item regarding constrained project list, fiscal constraint, and review of demographics
February 24, 2020	TAC informational item regarding constrained project list
February 24 – April 13, 2020	2045 Plan Comment Period
March 9, 2020	Informational item for TPB
March 23, 2020	TAC information
April 6, 2020	TPB information/Public Hearing
April 20, 2020	TAC recommendation
May 4, 2020	TPB action






2045 Plan Community Outreach



- **Second public comment period opened February 24**
- **Online open house – interactive map, project list, draft Plan document, survey**
- **Sixteen open houses and pop up events**
- **Public hearing April 6 TPB meeting**
- **Comment period closes April 13**





Open Houses

Tuesday, March 24 4-7 pm	Bastrop Public Library
Thursday, March 26 4-7 pm	Cedar Park Rec Center
Friday, March 27 4-7 pm	Old Oak Square (Marble Falls)
Monday, March 30 4-7 pm	San Marcos Library
Thursday, April 2 10 am- 2 pm	Project Connect Office (Austin)
Thursday, April 2 4-7 pm	Manor Lions Club
Friday, April 3 5-8 pm	La Ideal Bakery (Lockhart)
Tuesday, April 7 4:30-7 pm	St. Elmo Elementary (Austin)

Pop Up Events

Tuesday, March 10 3-5 pm	Parker's Corner Market (Liberty Hill)
Thursday, March 12 4-7 pm	YMCA East Communities (Austin)
Tuesday, March 24 11 am- 2 pm	Coffee Dog (Bastrop)
Wednesday, March 25 11:30 am- 2 pm	Wimberley Village Library
Thursday, March 26 11 am- 2 pm	East Social House (Hutto)
Friday, March 27 11:30 am- 1 pm	Marble Falls Senior Center
Friday, March 27 5-7 pm	En Su Comunidad event Southeast Library (Austin)
Saturday, March 28 9 am-noon	Play for All Abilities Park (Round Rock)





Next Steps



- **Finalize Project List**
- **Run 2045 Model**
- **Public Outreach**
 - » February 24, 2020 – April 13, 2020
- **Finalize Draft Report**



ITEM 14: ANNOUNCEMENTS



Adjournment



C**MPO**

CAPITAL AREA METROPOLITAN
PLANNING ORGANIZATION