



Technical Advisory Committee Meeting

March 28, 2022

ITEM 1: CERTIFICATION OF QUORUM



ACTION



ITEM 2: APPROVAL OF JANUARY 24, 2022 MEETING SUMMARY





Recommendation



Staff requests the TAC approval of the January 24, 2022 Meeting Minutes.



ITEM 3: DISCUSSION AND RECOMMENDATION ON FEDERAL PERFORMANCE MEASURE TARGET UPDATES





Performance Measure Report

2022



Transportation Performance Management

- Transportation Performance Management (TPM) is a **federally-mandated strategic approach** that uses system information to inform investment and policy decisions to achieve national performance goals.
- CAMPO **utilizes the TPM process** through a variety of actions including:
 - Performance-based project selection
 - **Setting regional targets**
 - Monitoring investment progress and impact
 - Planning products including the TIP, RTP and studies

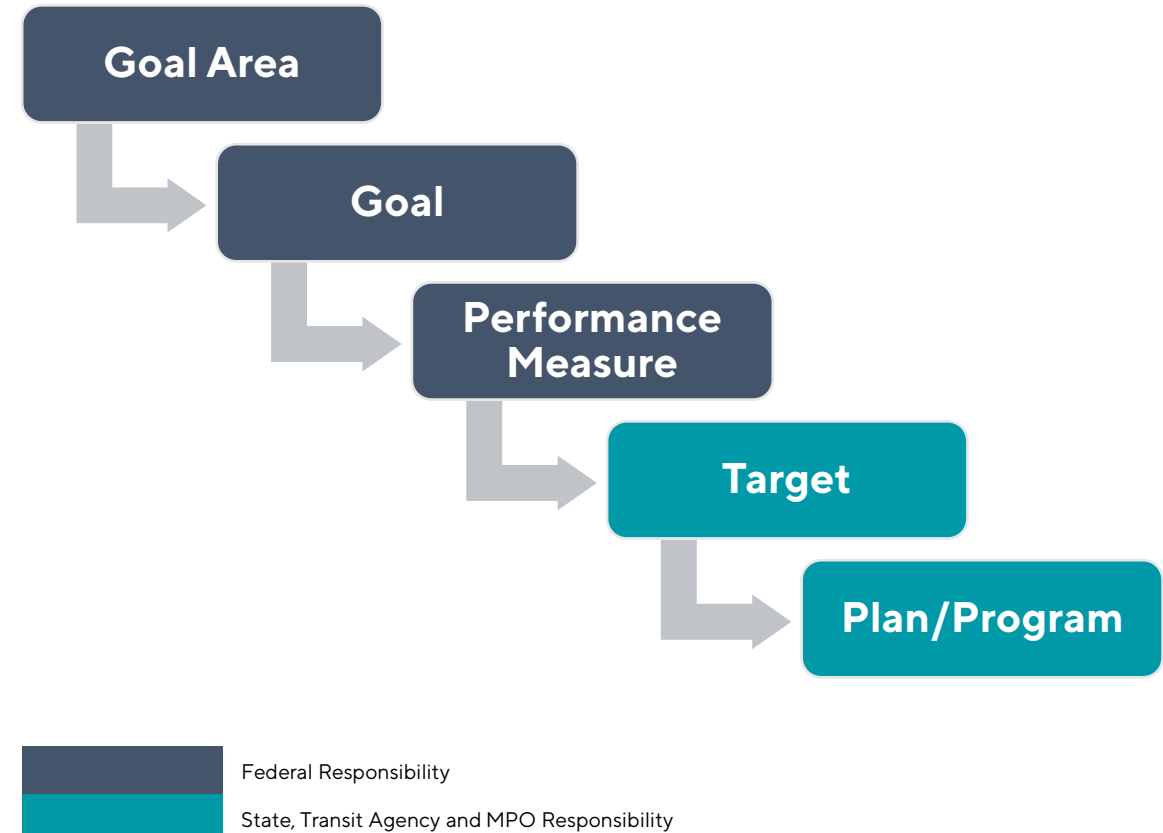




Performance Measure Goal Areas



Performance Measure Process





Safety (PM1)	Safety (PM1)	Infrastructure (PM2)	Infrastructure (PM2)	System Performance (PM3)	System Performance (PM3)	Transit Asset Management (TAM)	Transit Asset Management (TAM)	Transit Safety Targets	Transit Safety Targets
Number of Fatalities	3,272	IH Pavement in Good Condition	66.5%	IH Travel Time Reliability	70.0%	Percentage of Revenue Vehicles that meet or exceed ULB	<15%	Number of Fatalities	-
Rate of Fatalities	1.23	IH Pavement in Poor Condition	.2%	NHS Travel Time Reliability	70.0%	Percentage of Non- Revenue Vehicles that meet or exceed ULB	<15%	Rate of Fatalities	0
Number of Serious Injuries	19,065	NHS Pavement in Good Condition	54.1%	Freight Time Reliability	1.76	Percentage of facilities with a conditions rating below 3.0	<15%	Number of Injuries	-
Rate of Serious Injuries	6.47	NHS Pavement in Poor Condition	14.2%			Percentage of Rail with performance restrictions	0%	Rate of Injuries	0.35
Number of Non-Motorized Fatalities and Serious Injuries	2,642	Bridge Deck in Good Condition	50.4%					Number of Safety Events	-
		Bridge Deck in Poor Condition	1.5%					Rate of Safety Events	0.195
								Mean distance between major mechanical failures	17,200

	Target Decrease
	Target Increase
	No Change

Please note the metric being evaluated when reviewing the impact of the target change.
Target updates for 2022 only include Safety (PM1), Transit Asset Management (TAM), and Transit Safety



Regional and State Target Comparison

In comparison with the statewide statistics, the CAMPO region trends on par or slightly below the expected numbers and rates in proportion to our population and vehicle miles traveled (VMT).

Year	Number of Fatalities		Rate of Fatalities		Number of Serious Injuries		Rate of Serious Injuries		Number of Non-Motorized Fatalities/ Serious Injuries	
	Statewide	CAMPO	Statewide	CAMPO	Statewide	CAMPO	Statewide	CAMPO	Statewide	CAMPO
2018 (Actual)	3,648	235	1.29	1.14	14,975	1,075	5.31	5.61	2,104	160
2019 (Actual)	3,615	239	1.25	1.23	15,855	1,158	5.5	5.87	2,291	208
2020 (Actual)	3,896	261	1.33	1.31	14,656	949	5	5.57	2,238	173
2021 (Current Target)	3,384	N/A	1.24	N/A	18,835	N/A	6.51	N/A	2,560	N/A
2022 (Proposed Target)	3,272	N/A	1.23	N/A	19,065	N/A	6.47	N/A	2,642	N/A
5-Year Average (Rolling)	3,563	N/A	1.27	N/A	16,677	N/A	5.76	N/A	2,367	N/A



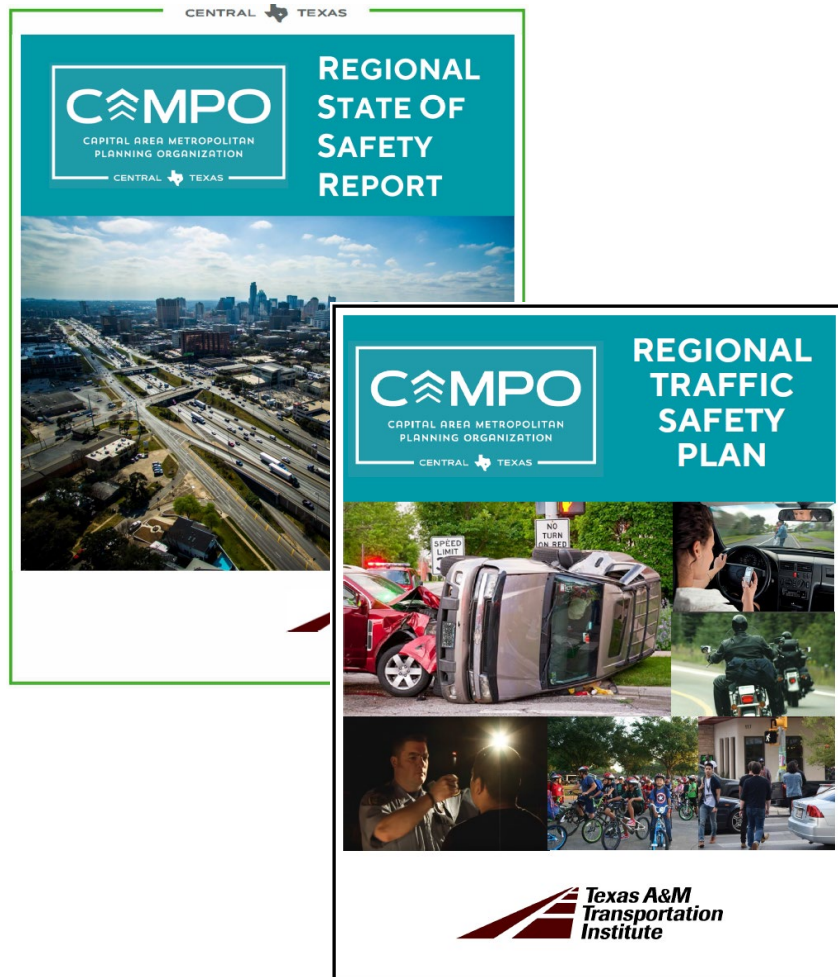


Additional Safety Information

While target setting provides those critical benchmarks to measure success, it is the actionable investment decisions that most directly impact safety in the region.

CAMPO is developing several tools and resources to help provide real-time information and in-depth analysis regarding safety issues in the region including:

- Safety Dashboard
- Regional State of Safety Report
- Regional Traffic Safety Plan





Recommendation



Staff requests the Technical Advisory Committee (TAC) make a recommendation to the Transportation Policy Board to adopt the 2022 Performance Measure Report and Targets.



INFORMATION



ITEM 4: DISCUSSION ON THE 2023-2026 TIP





Overview

Transportation Improvement Program

2023-2026



The **Transportation Improvement Program (TIP)** is the fiscally constrained program of transportation projects with committed funds expected to be implemented over the next four years.


The TIP provides the **required regional authorization** for projects that are funded through federal surface transportation programs, including federal highway and transit formula and discretionary programs.

The TIP is **adopted every two-years** and is amended on a regular basis to include the most up-to-date information including new funding commitments and project changes.





Regional Transportation Plan



As projects in the Regional Transportation Plan **receive a commitment of transportation funding, they are submitted for inclusion** in the Transportation Improvement Program for the funding to be authorized by the Transportation Policy Board

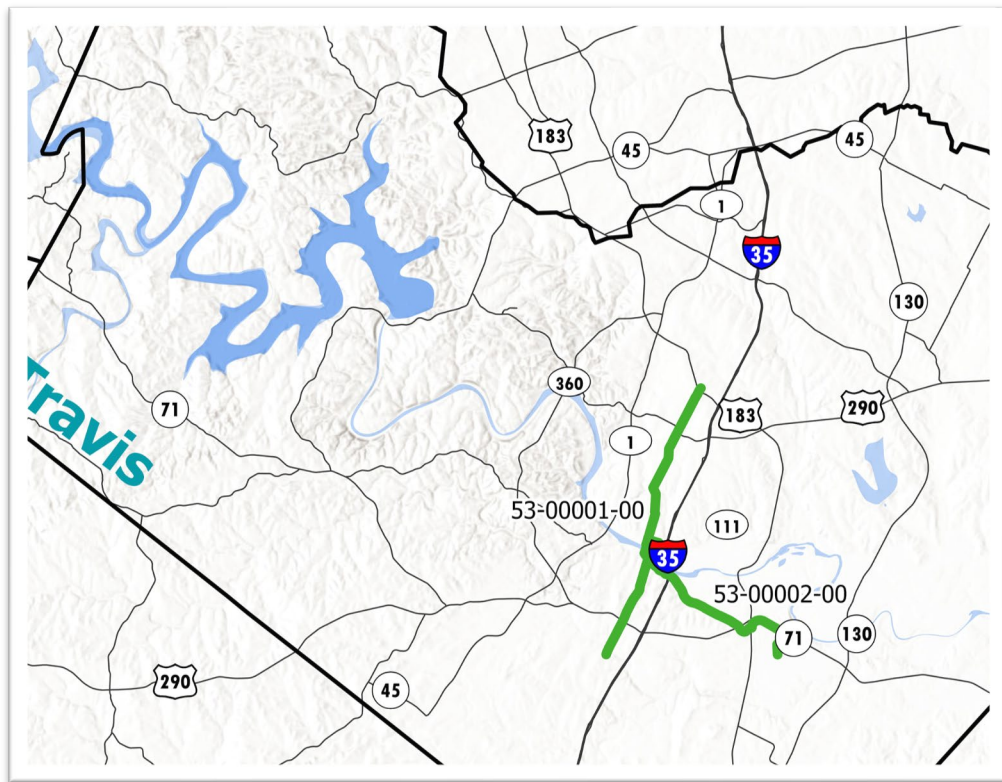
20 Year Horizon
Adopted Every 5 Years
Environmental Clearance
Federal Funding Eligibility

Transportation Improvement Program



4 Year Horizon
Adopted Every 2 Years
Federal Funding Authorization
Letting Certification





Transit Projects – Individual Listings

Individual transit project listings include projects funded through any **federal public transportation (49 U.S.C. Chapter 53) programs** authorized in legislation.

The 2023-2026 TIP includes **30 individually listed transit projects** totaling over \$340 million in funding.

Significant projects include the operational funds for Capital Metro, Round Rock and San Marcos as well as Project Connect's locally funded phases of the Orange and Blue Lines.



Additional Listings and Sections

Grouped Projects – Projects that are not of appropriate scale for individual identification and undergo a more streamlined approval process based on the scope of the project.

Local Projects – Projects that have been requested for inclusion and funded with local sources for all phases. These projects are not subject to federal authorization requirements.

Project Development List – Projects that are moving through the early development process including Engineering and Environmental.

Additional Sections – Additional sections include performance measures, administrative policies, self-certification and additional resources.

Transportation Improvement Program

2023-2026





Transportation Improvement Program

2023- 2026



2023-2026 TIP Development Schedule


TAC – Information	March 28, 2022
Public Outreach	March 25 – April 25, 2022
TPB – Information/ Public Hearing	April 11, 2022
TAC – Recommendation	April 25, 2022
TPB – Action	May 9, 2022
eSTIP Submittal	June 10, 2022
STIP Public Hearing	August 2022
Submittal to FHWA/FTA	September 2022



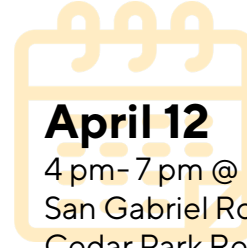
2023-2026 TIP Outreach

Comment Period:

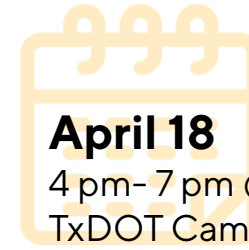
**March 25–
April 25**



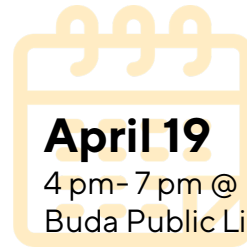
April 11
10:30 am– 1:30 pm @
Junior League of Austin
5330 Bluffstone Lane
Austin, TX 78759



April 12
4 pm– 7 pm @
San Gabriel Room
Cedar Park Rec Center
Cedar Park, TX 78613



April 18
4 pm– 7 pm @
TxDOT Campus
200 E Riverside Drive
Austin, TX 78704



April 19
4 pm– 7 pm @
Buda Public Library
405 Loop Street
Buda, TX 78610



Online Open House:

[campotexas.org/get-involved/](https://www.campotexas.org/get-involved/)



Email comments:
comments@campotexas.org



Mail comments:
**3300 N. IH 35, Suite 630
Austin, TX 78705**



Leave voicemail comments or
request info by phone:
512.763.0716



Fax comments:
737.708.8140



ITEM 5: PRESENTATION ON SMARTTRACK INITIATIVE



ITEM 6: UPDATE ON REGIONAL TDM SUBCOMMITTEE



ITEM 7: REPORT ON TRANSPORTATION PLANNING ACTIVITIES



ITEM 8: ANNOUNCEMENTS





Upcoming Meetings



- TPB → **April 11, 2022**
- TAC → **April 25, 2022**

Adjournment