



Technical Advisory Committee Meeting

October 17, 2022

ITEM 1: CERTIFICATION OF QUORUM



ACTION



ITEM 2: APPROVAL OF SEPTEMBER 26, 2022 MEETING SUMMARY





Recommendation

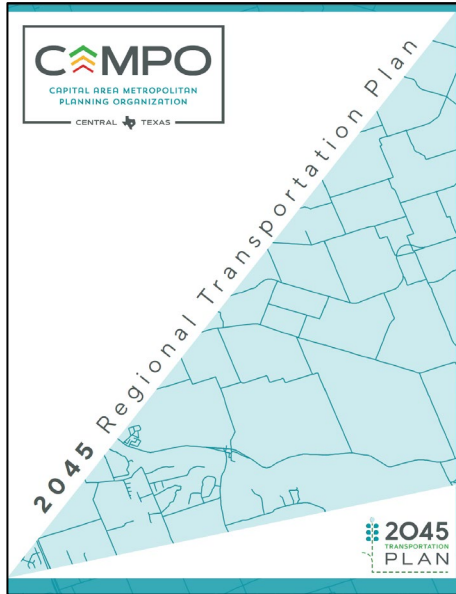


Staff requests the TAC approval of the September 26, 2022 meeting summary.



ITEM 3: DISCUSSION AND RECOMMENDATION ON AMENDMENTS TO THE TIP AND RTP





Fall Amendment Cycle

The Fall Amendment Cycle is the **regularly scheduled opportunity** to make changes to the Regional Transportation Plan (RTP) and Transportation Improvement Program (TIP).

Amendment Cycle Schedule	
Date	Milestone
9/26/2022	Technical Advisory Committee – Information
October – November	Public Comment Period
10/3/2022	Transportation Policy Board – Information/Public Hearing
10/17/2022	Technical Advisory Committee – Recommendation
11/14/2022	Transportation Policy Board – Adoption





Fall Amendment Cycle – Regular Amendment Requests

MPO ID/CSJ	County	Sponsor	Project Name	Limits (From)	Limits (To)	Description	Phase	Let Year	Cost	Amendment Request
53-00018-00	Travis	Capital Metro	Demand Response Operations Maintenance Facility	N/A	N/A	Construction of the Demand Response Operations and Maintenance Facility	Construction	2023	\$76,175,000	Add to Individual Listing
1200-03-060	Travis	TxDOT	FM 973	.069 Miles Northeast of FM 969	.1 Miles North of Thyone Dr.	Install sidewalks, widen existing 2-lane to 4-lane, install continuous turn-lane, widen paved shoulders to >5 feet.	Construction	2023	\$20,151,053	Roll over from Previous TIP Move FY from 2022 to 2023 Add Funding
0805-02-008	Caldwell	TxDOT	FM 2720	Old Spanish Trail	SH 142	Widen from 2-lane undivided to 4-lane divided with shoulders, add cable barrier	Construction	2025	\$46,659,799	Add Individual Listing
0805-05-004	Caldwell	TxDOT	FM 2720	SH 21	Old Spanish Trail	Widen from 2-lane undivided to 4-lane divided with shoulders, add cable barrier	Construction	2025	\$1,796,482	Add Individual Listing
0323-01-028	Bastrop	TxDOT	SH 95	LP 230	FM 535	Upgrade from a 2-lane rural to a 3-lane urban roadway with continuous left-turn lane	Construction	2024	\$9,985,397	Roll over from Previous TIP Move FY from 2022 to 2024

Transportation Improvement Program

Regional Transportation Plan





Recommendation



Staff requests the Technical Advisory Committee make a recommendation to the Transportation Policy Board regarding amendments to the TIP/RTP.

INFORMATION



ITEM 4: PRESENTATION ON STATE OF SAFETY REPORT





State of Safety Report



Jeff Kaufman, AICP
Associate Research Scientist
Texas A&M Transportation
Institute



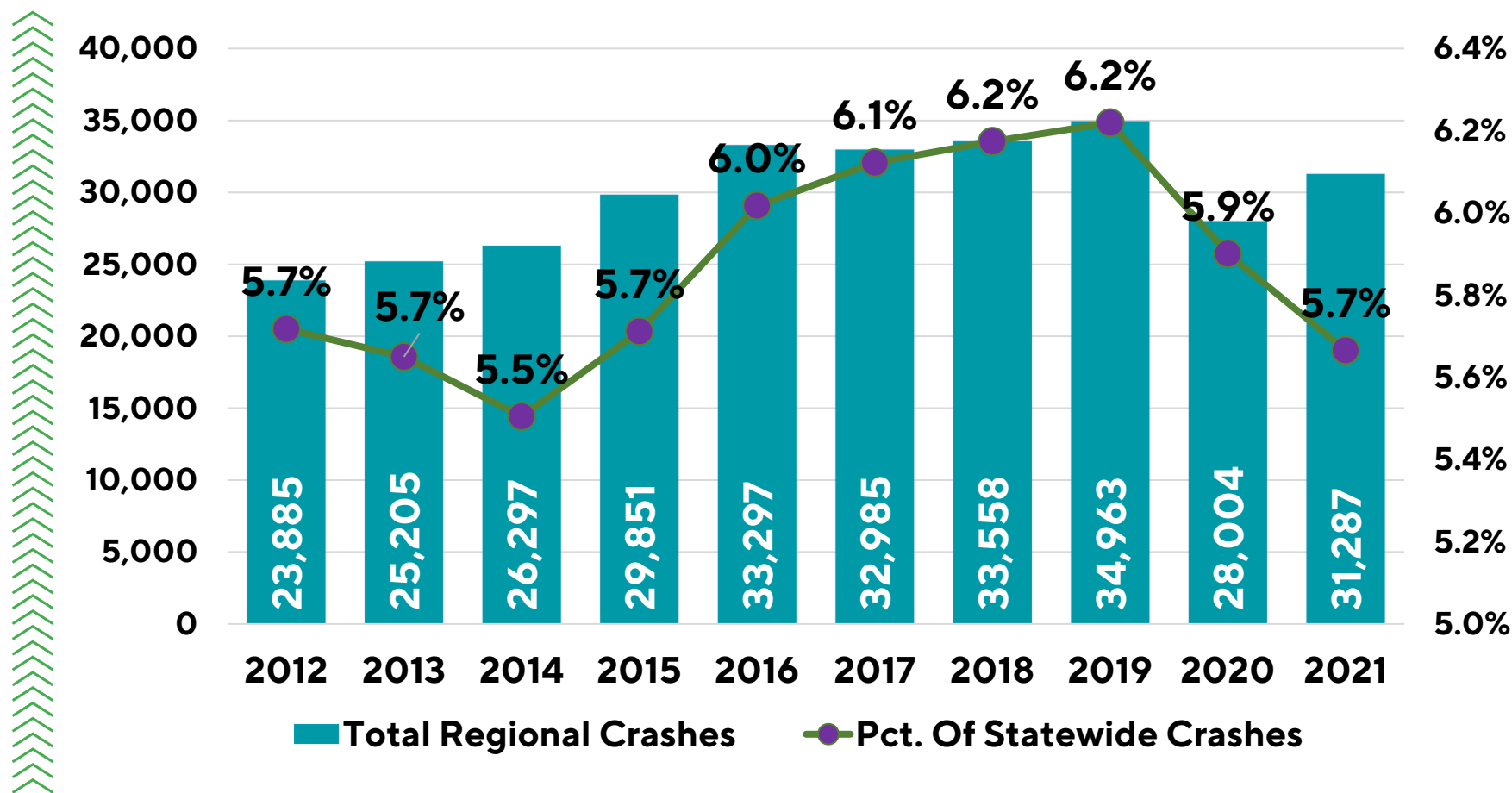
- TTI reviewed crash data from 2012-2021
- Crash data from crash reports submitted to TxDOT by law enforcement agencies
- Report assessed 16 different areas of safety
- Data to be used to plan for safety-related projects





Regional Crashes

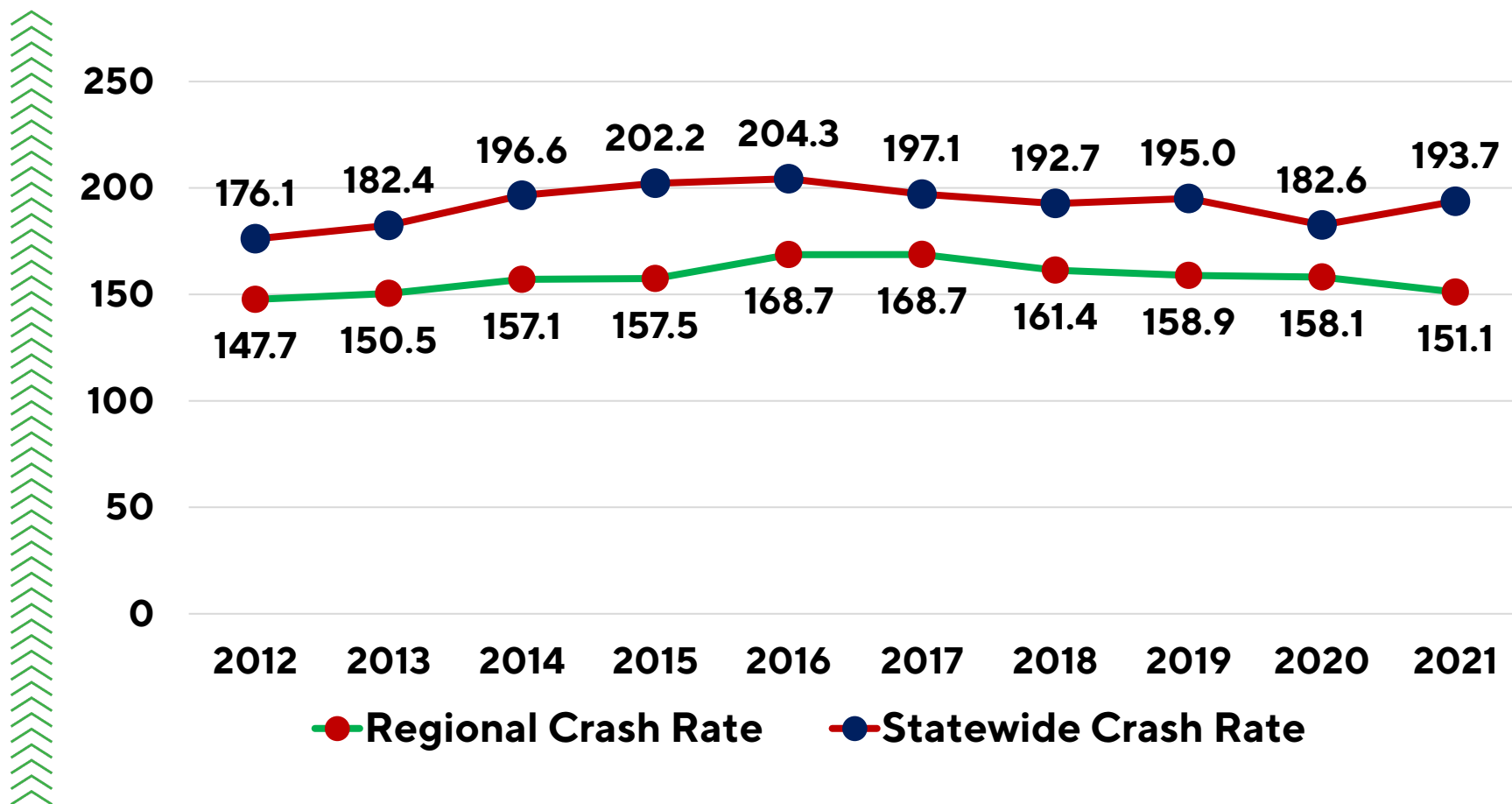
- Crashes up over 31 percent since 2012
- State crashes up 32 percent
- COVID contributed to fewer crashes in 2020 and 2021





Regional Crashes Rates

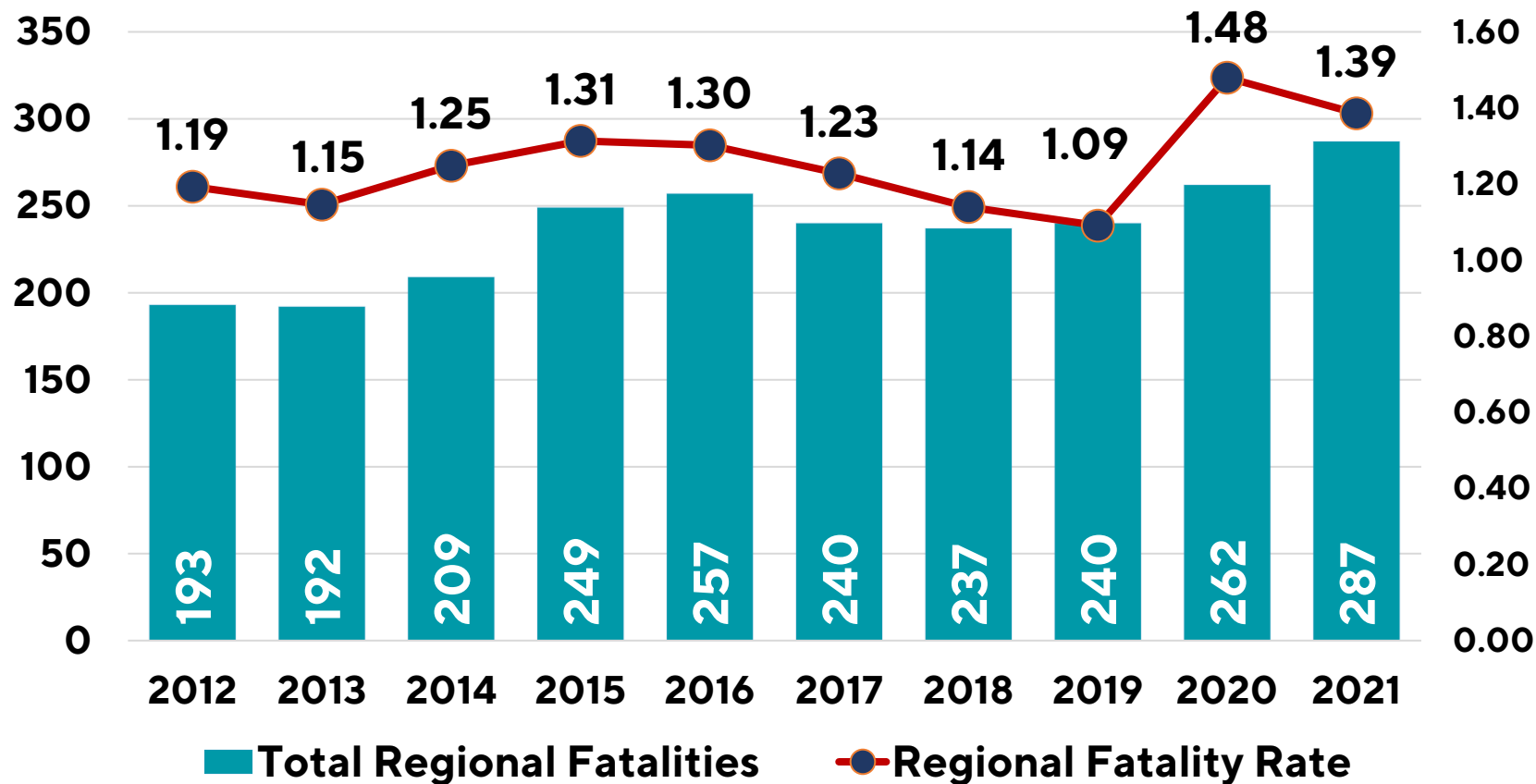
- Per 100 Million Vehicle Miles Traveled (VMT)
- Regional crash rate consistently below the state's rate





Regional Fatalities and Fatality Rates

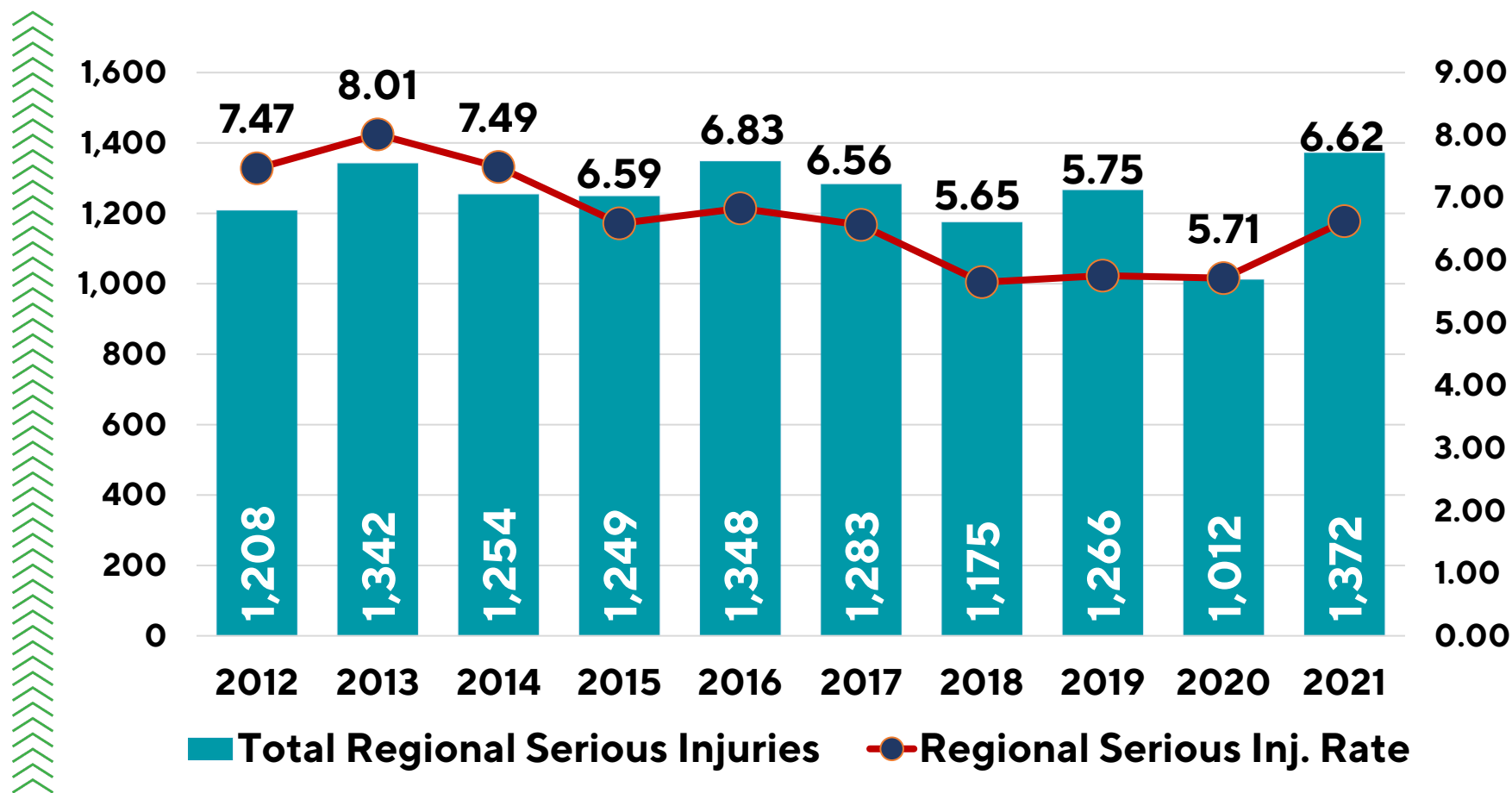
- Despite COVID-related declines in crashes, region had highest fatality levels in the 10-year period





Regional Serious Injuries and Injury Rates

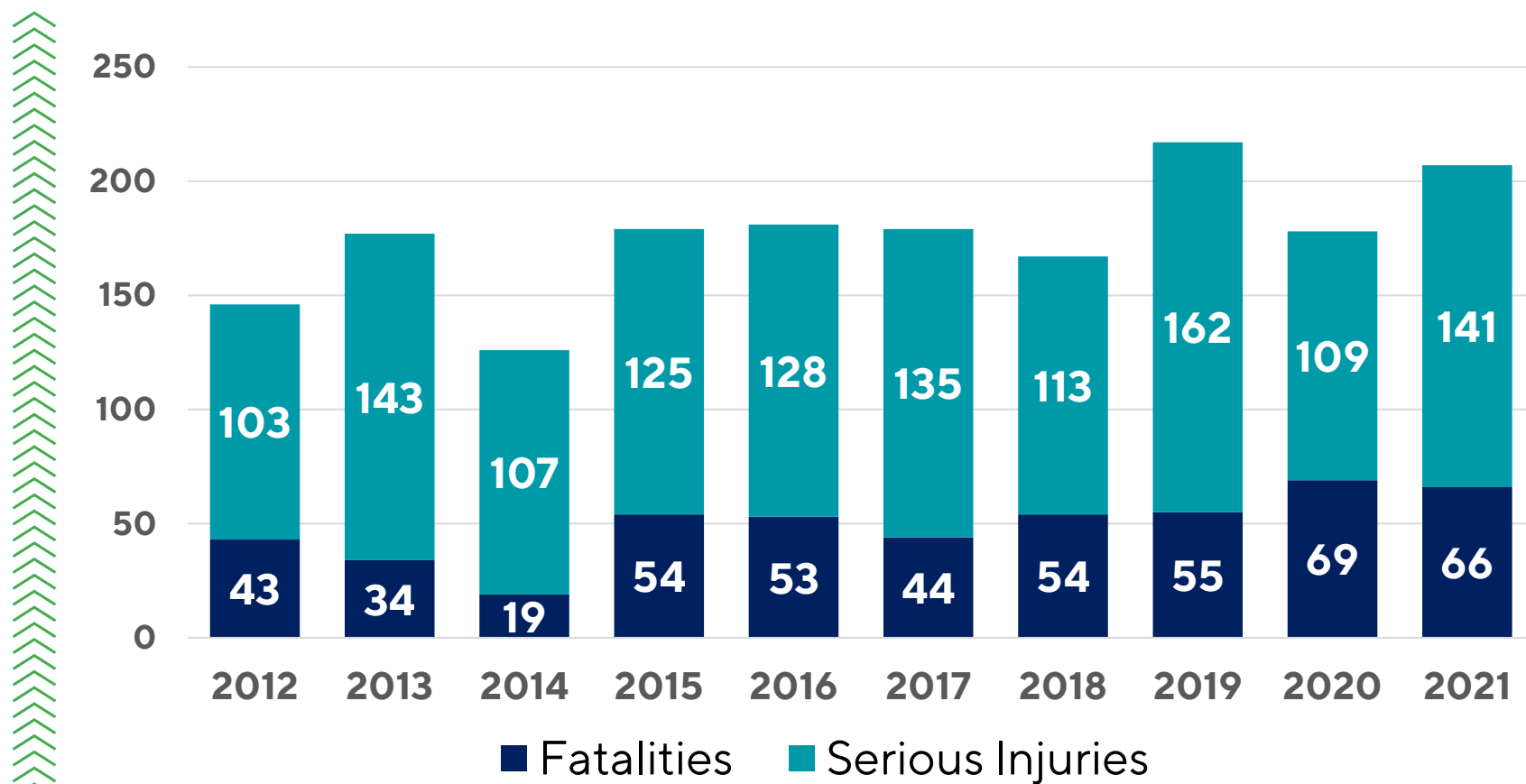
- 2020 – fewest serious injuries
- 2021 – highest serious injuries





Bike/Ped Fatality and Serious Injuries

- Combined due to federal performance measure
- Fatalities: 90% Pedestrian/10% Bicyclists
- Serious Injuries: 70% Pedestrian/30% Bicyclists





Safety Issues

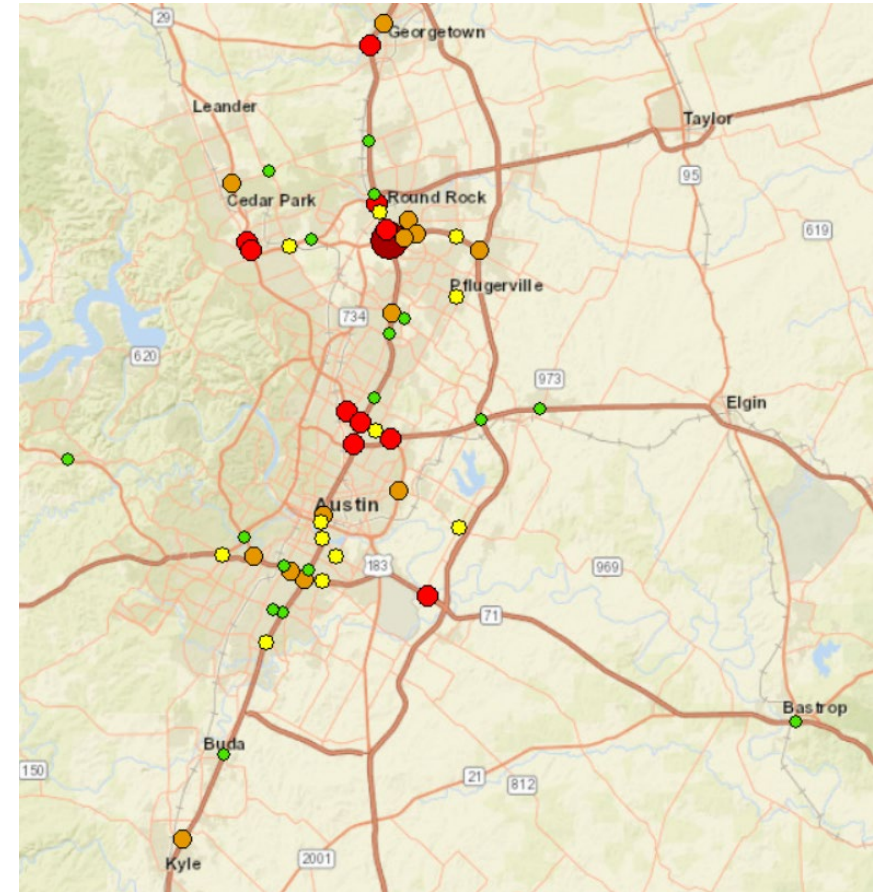
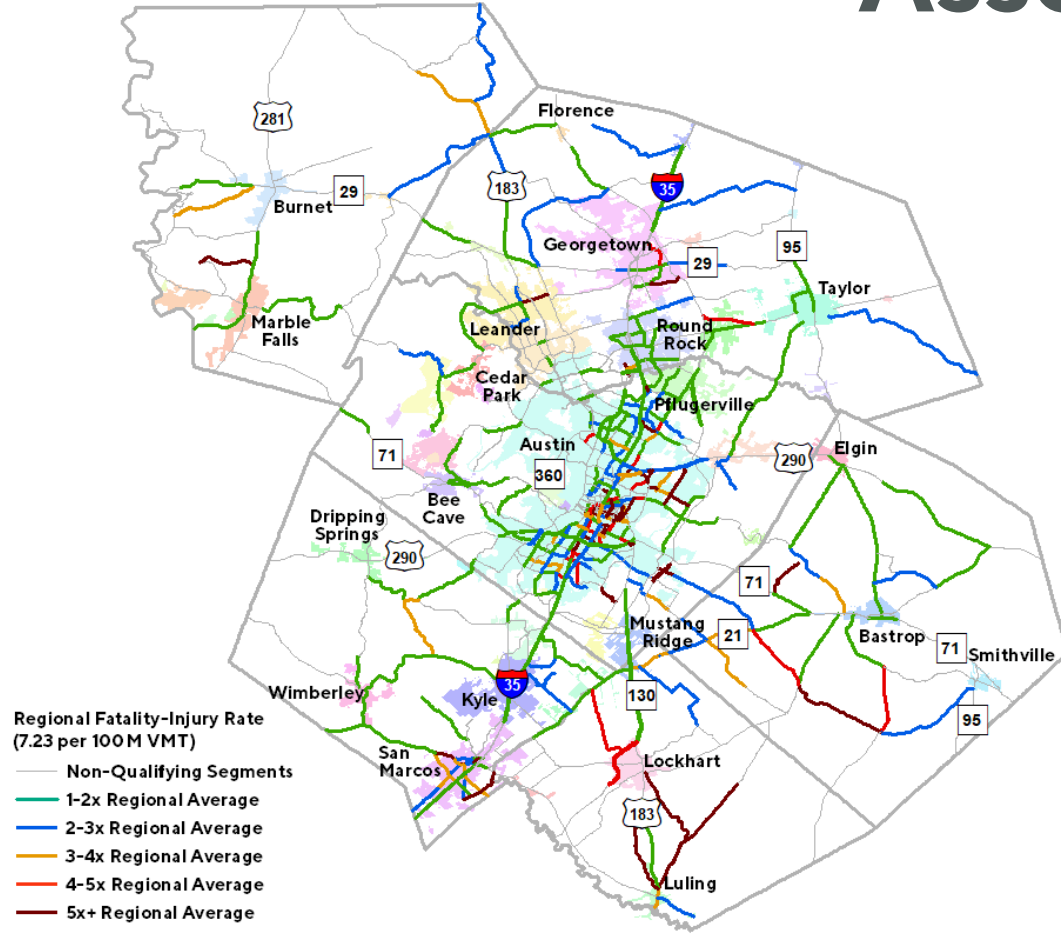
- Distraction – Largest contributing factor in crashes
- Road Departures – Largest cause of fatalities and serious injuries
- Alcohol, Speeding, Motorcycles, Unrestrained, and Pedestrians – over-represented in fatalities

	Pct. of all crashes	Pct. of Fatalities	Pct. of Injuries
Distraction	26.3%	12.3%	21.1%
Unsignalized	23.6%	15.3%	21.6%
Road Departure	20.8%	32.2%	26.0%
Signalized	18.7%	9.4%	17.5%
Young Drivers	13.4%	10.5%	12.8%
Alcohol	7.4%	29.2%	15.5%
Older Drivers	6.0%	8.0%	6.9%
Speeding	5.9%	21.5%	12.8%
Work Zone	4.4%	4.5%	4.5%
Large Trucks	2.7%	6.8%	3.3%
Motorcycles	2.4%	13.8%	13.3%
Unrestrained	2.2%	20.6%	8.8%
Pedestrians	1.5%	18.7%	7.1%
Bicyclists	1.1%	2.1%	3.0%
Bus Crashes	0.9%	0.9%	0.8%
RR Grade Crossing	0.3%	0.6%	0.2%





High Injury Network and Intersection Assessments

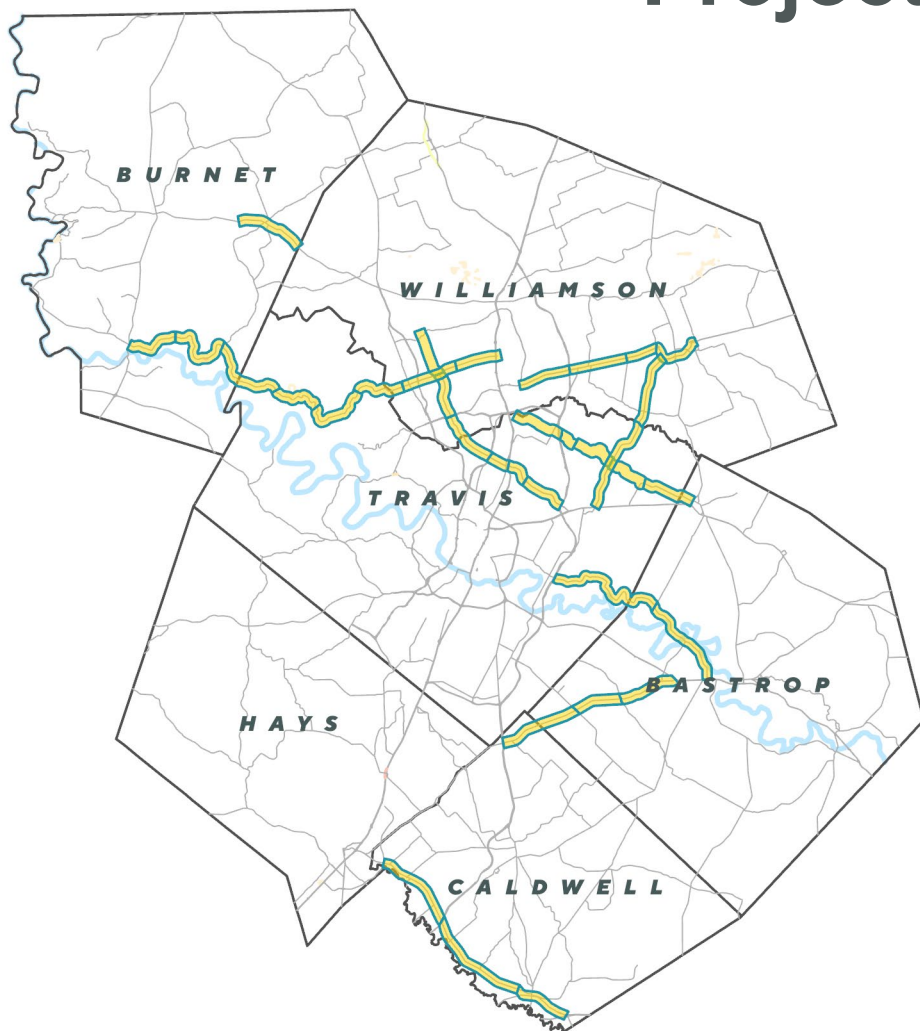


ITEM 5: UPDATE ON CORRIDOR READINESS SEGMENT PRIORITIZATION EFFORTS





Project Readiness Update



- Coordination with prioritization subcommittee ongoing

ITEM 6: REPORT ON TRANSPORTATION PLANNING ACTIVITIES



ITEM 7: ANNOUNCEMENTS





Upcoming Meetings



- TPB → **November 14, 2022**
- TAC → **November 28, 2022**

Adjournment