



Technical Advisory Committee Meeting

March 27, 2023

ITEM 1: CERTIFICATION OF QUORUM



ACTION



ITEM 2: APPROVAL OF FEBRUARY 27, 2023 MEETING SUMMARY





Recommendation



Staff requests the TAC approval of the February 27, 2023 meeting summary.



ITEM 3: RECOMMENDATION ON SCOPE OF WORK FOR REGIONAL TRANSPORTATION DEMAND MANAGEMENT PROGRAM





Recommendation



Staff and the TAC TDM Subcommittee request the TAC approval of the scope of the Regional Transportation Demand Management Program.

**ITEM 4: DISCUSSION AND
RECOMMENDATION ON 2023
PERFORMANCE MEASURE TARGET
UPDATES**





Transportation Performance Management

- Transportation Performance Management (TPM) is a **federally-mandated strategic approach** that uses system information to inform investment and policy decisions to achieve national performance goals.
- CAMPO **utilizes the TPM process** through a variety of actions including:
 - Performance-based project selection
 - **Adopting regional targets**
 - Monitoring investment progress and impact
 - Planning products including the TIP, RTP and studies

Performance Measure Report

2023





Performance Measure Goal Areas



Performance Measure Process





Safety (PM1)	Safety (PM1)	Infrastructure (PM2)	Infrastructure (PM2)	System Performance (PM3)	System Performance (PM3)	Transit Asset Management (TAM)	Transit Asset Management (TAM)	Transit Safety Targets	Transit Safety Targets
Number of Fatalities	3,272 (3,159)	IH Pavement in Good Condition	66.5% (63.9%)	IH Travel Time Reliability	70% (70%)	Percentage of Revenue Vehicles that meet or exceed ULB	<15%	Number of Fatalities	-
Rate of Fatalities	1.23 (1.2)	IH Pavement in Poor Condition	.2% (.2%)	NHS Travel Time Reliability	70% (70%)	Percentage of Non- Revenue Vehicles that meet or exceed ULB	<15%	Rate of Fatalities	0
Number of Serious Injuries	19,065 (17,819)	NHS Pavement in Good Condition	54.1% (45.5%)	Freight Time Reliability	1.76 (1.55)	Percentage of facilities with a conditions rating below 3.0	<15%	Number of Injuries	-
Rate of Serious Injuries	6.47 (6.77)	NHS Pavement in Poor Condition	14.2% (1.5%)			Percentage of Rail with performance restrictions	0%	Rate of Injuries	0.35
Number of Non-Motorized Fatalities and Serious Injuries	2,642 (2,357)	Bridge Deck in Good Condition	50.4% (48.5%)					Number of Safety Events	-
		Bridge Deck in Poor Condition	1.5% (1.5%)					Rate of Safety Events	0.195
								Mean distance between major mechanical failures	17,200


	Lower Target
	Higher Target
	No Change

Please note the metric being evaluated when reviewing the impact of the target change. New targets indicated in brackets.



Performance Measure Dashboard

CAMPO has developed an interactive dashboard for performance measure management, available online for in-depth analysis on safety (PM1), bridge/road conditions (PM2), and system reliability (PM3).



select language ▼ search...

[ABOUT](#) [CALENDAR](#) [PLANS & STUDIES](#) [RESOURCES](#) [GET INVOLVED](#)

[CONTACT](#)


DATA DASHBOARDS

- [ACS Dashboard 2017-2019](#)
- [ACS Dashboard 2020 and Beyond](#)
- [CAMPO Performance Metrics Dashboard](#)
- [CRIS Dashboard](#)
- [Roadway Inventory Dashboard](#)

CAMPO PERFORMANCE METRICS DASHBOARD

Regional data for four federally required performance measures tracked by CAMPO. Data includes safety, bridge conditions, road conditions, and system reliability.

[View Dashboard](#)



Introduction & Instructions

Use the arrows to navigate to the previous page or the next page.

County: All ▼

Filter the data displayed by selecting from the drop-down menus.

Click to reset all drop-down menus.

Clear all filters

Introduction & Instructions

Introduction:

This dashboard displays data related to four regional performance targets for the Capital Area Metropolitan Planning Organization (CAMPO). The performance targets relate to safety performance measures (PM1), infrastructure condition performance measures for bridges and pavement (PM2A & PM2B), and transportation system reliability performance measures (PM3).

Navigate to each page of the dashboard using the page navigator to the right.

More information about the regional performance targets can be found in [CAMPO's](#) current Metropolitan Transportation Plan.

PM1 - Safety

PM2A - Bridge Conditions

PM2B - Road Conditions

PM3 - System Reliability (Year-Over-Year)

PM3 - System Reliability (by Month)

Example Graphic

Example Performance Metrics Cards

17.2% Example Performance Metric

35.9% Example Performance Metric

Metrics will appear red if below the goal and green if above the goal.

Example Performance Metrics Table

Year	"Good" Bridges	Deck area (sf)	% of CAMPO bridge sf
2020	1,893	18,932,987	60.70%
2021	1,930	19,715,446	61.59%
2022	2,101	29,195,970	66.44%

Metrics will appear red if below the goal and green if above the goal.

Example Graphic

Map of the Capital Area showing road conditions. Legend: Good (Green), Fair (Yellow), Poor (Red).

Right-click and select "show as table" to see any chart visual as a table.

Hover over the data bars to see more information.

Example Graphic

Total Death and Serious Injury

Year

● FATAL INJURY ● SUSPECTED SERIOUS INJURY — Total Death and Serious Injury



Recommendation



Staff requests the Technical Advisory Committee (TAC) recommend the 2023 performance measure target updates as outlined in the 2023 Performance Measure Report.

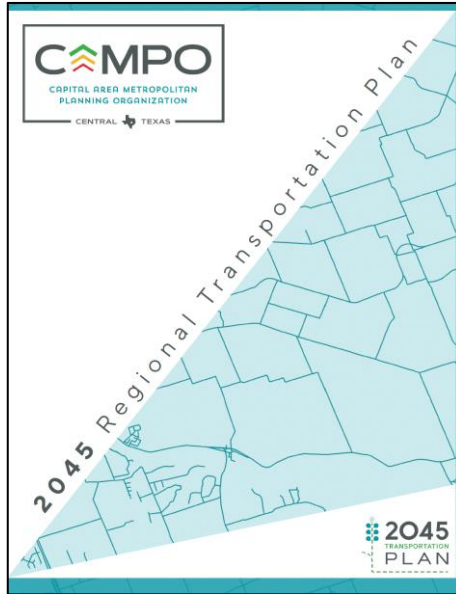


INFORMATION



ITEM 5: DISCUSSION ON AMENDMENTS TO TIP AND RTP





Spring Amendment Cycle

The Spring Amendment Cycle is the **regularly scheduled opportunity** to make changes to the Regional Transportation Plan (RTP) and Transportation Improvement Program (TIP).

Amendment Cycle Schedule	
Date	Milestone
3/27/2023	Technical Advisory Committee – Information
March 20 – April 20	Community Outreach
April 3 and April 10	In-Person Open House
4/10/2023	Transportation Policy Board – Information/Public Hearing
4/24/2023	Technical Advisory Committee – Recommendation
5/8/2023	Transportation Policy Board – Adoption

Transportation Improvement Program

2023-2026





2023 Spring Amendment Cycle – Requested Amendments

MPO ID/CSJ	County	Sponsor	Project Name	Limits (From)	Limits (To)	Description	Phase	Fiscal Year	Cost (YOE)	Amendment Request
73-00091-00	Travis	CapMetro	ADA Vehicle Purchase	N/A	N/A	Capital Metro North Austin ADA Paratransit Base–Wheelchair Accessible Vehicles Purchase	Construction	2023	\$4,125,000	Add Listing – Add new individually listed transit project. Project is selected for funding through the Transit Infrastructure Grants – Community Project Funding Program (Congressional Selection)
73-00092-00	Travis	CapMetro	Charging Infrastructure	N/A	N/A	Charging infrastructure for the Transition to a Zero–Emissions Public Transportation Fleet	Construction	2023	\$5,212,400	Add Listing – Add new individually listed transit project. Project is selected for funding through the Transit Infrastructure Grants – Community Project Funding Program (Congressional Selection)
51-00189-00/ 0015-13-388	Travis	TxDOT	IH 35	US 290E	US 290W/ SH71	Reconstruct IH-35 from US 290E to US 290W/SH 71, add 2 northbound (NB) and 2 southbound (SB) non-tolled managed lanes from 51st to US290W/SH71, add 1 NB and 1 SB non-tolled managed lanes from US 290E to 51st St., add 1 NB frontage road lane between 32nd St. and 15th St., add 1 SB frontage road lane between 8th St. and 5th St., construct bypass lanes, rail/ped bridges and structural retrofit, drainage, shared-use path, and reconstruct intersections, ramps, general purpose lanes and frontage roads.	Construction	2026	\$1,557,827,010	Modify Fiscal Year – Move Fiscal Year from 2025 to 2026
										Modify Description – Minor clarification on segment limits and additional information on scope of work.
										Modify Funding – Adjust project costs and associated funding to reflect the breakout of earlier phases into individual projects (listed below).
51-00189-01/ 0015-13-423	Travis	TxDOT	IH 35	US 290E	US 290W/ SH71	Reconstruct IH-35 to add 2 northbound (NB) and 2 southbound (SB) non-tolled managed lanes from 51st to US290W/SH71, add 1 NB and 1 SB non-tolled managed lanes from US 290E to 51st St., add 1 NB FR Lane between 32nd St. and 15th St., add 1 SB frontage road lane between 8th St. and 5th St., construct bypass lanes, structures, rail bridges and structural retrofit, drainage, shared use path, and reconstruct intersections, ramps, general purpose lanes and frontage roads.	Construction	2026	\$2,429,840,354	Modify Description – Minor clarification on segment limits and additional information on scope of work.
										Modify Funding – Adjust project costs and associated funding to reflect the breakout of earlier phases into individual projects (listed below).
51-00189-02/ 0015-13-428	Travis	TxDOT	IH 35	Holly Street	US 290W/ SH71	Reconstruct I-35 to add 2 northbound and 2 southbound non-tolled managed lanes, construct bypass lanes, structures, drainage, shared-use paths, and reconstruct intersections, ramps and general purpose lanes and frontage roads.	Construction	2024	\$300,000,000	Modify Description – Minor clarification on segment limits and additional information on scope of work.
51-00189-03/ 0914-04-341	Travis	TxDOT	IH 35	IH 35	Colorado River	Construct Capital Express Central Drainage Tunnel along Cesar Chavez	Construction	2024	\$104,000,000	Add Listing – Add new individually listed roadway project. This project is an early phase breakout project from the Capital Express – Central projects listed above (CSJ 0015-13-388/423/428). All associated cost, funding, and scope have been previously approved as part of the overall project but are being broken out individually to be let for construction as an earlier phase of the main project.



51-00189-04/ 0015-13-433	Travis	TxDOT	IH 35	Martin Luther King Jr Blvd	Holly Street	Construct Capital Express Central East Drainage Tunnel along IH-35	Construction	2024	\$104,000,000	Add Listing - Add new individually listed roadway project. This project is an early phase breakout project from the Capital Express – Central projects listed above (CSJ 0015-13-388/423/428). All associated cost, funding, and scope have been previously approved as part of the overall project but are being broken out individually to be let for construction as an earlier phase of the main project.
51-00189-05/ 0015-13-432	Travis	TxDOT	IH 35	Airport Blvd	Martin Luther King Jr Blvd	Southbound Upper Deck Bridge Structural Retrofit	Construction	2024	\$10,400,000	Add Listing - Add new individually listed roadway project. This project is an early phase breakout project from the Capital Express – Central projects listed above (CSJ 0015-13-388/423/428). All associated cost, funding, and scope have been previously approved as part of the overall project but are being broken out individually to be let for construction as an earlier phase of the main project.
0113-13-168	Travis	TxDOT	SL 360	At Courtyard Drive		Grade separate intersection	Construction	2026	\$52,693,759	Add Listing - Add new individually listed roadway project. This project was deferred in May 2020 but was refunded as part of the 2023 Unified Transportation Program (UTP). This project is associated with the RM 2222 at SL 360 project listed below (CSJ 2100-01-065)
2100-01-065	Travis	TxDOT	RM 2222	At SL 360		Construct diverging diamond intersection.	Construction	2026	\$5,992,000	Add Listing - Add new individually listed roadway project. This project was deferred in May 2020 but was refunded as part of the 2023 Unified Transportation Program (UTP). This project is associated with the SL 360 at Courtyard project listed above (CSJ 0113-13-168)
0914-05-222	Williamson	Williamson County	Hero Way	183A	RM 2243	Reconstruct 2-Lane undivided roadway to 2 travel lanes with continuous left-turn lane and extend existing Hero Way to RM 2243.	Construction	2026	\$12,788,091	Add Listing - Add new individually listed roadway project. This locally funded project and associated phases have been previously approved in the 2019-2022 and 2021-2024 Transportation Improvement Programs under the Grouped Category.
51-00483-00/ 0700-03-149	Travis	TxDOT	SH 71	RM 620	Silvermine Dr.	Installation of Advanced Traffic Management System	Construction	2023	\$7,000,000	Add Listing - Add new individually listed roadway project. This project was deferred in May 2020. Carbon Reduction Program (CRP) funding is being requested for refunding.
51-00484-00/ 0914-00-050	Travis	CAMPO	VA	N/A	N/A	Development of the Mobile Emission Reduction Plan	Construction	2023	\$1,000,000	Add Listing - Add new individually listed roadway project. This project was allocated Carbon Reduction Program (CRP) funding by the Transportation Policy Board in January 2023.
71-00010-00/ 0914-00-425	Travis	CAMPO	VA	N/A	N/A	Implementation of the Regional Transportation Demand Management (TDM) Program.	Construction	2024	\$4,000,000	Add Listing - Add new individually listed roadway project. This project is currently funded with Surface Transportation Block Grant (STBG). Carbon Reduction Program (CRP) funding is being requested for program continuation through 2027.
61-00123-00/ 1566-01-009	Williamson	TxDOT/ Williamson County	FM 1660	CR 101 North of Hutto	US 79	Upgrade roadway from 2-lane undivided to a 4-lane undivided	Construction	2024	\$13,720,145	Remove Listing - Remove project from individual roadway listing.



61-00124-00/ 1566-02-020	Williamson	TxDOT/ Williamson County	FM 1660	US 79	FM 3349	Construct new location 4-lane divided roadway	Construction	2024	\$12,588,857	Remove Listing Remove project from individual roadway listing.
31-00200-00/ 0805-02-008	Caldwell	TxDOT	FM 2720	Old Spanish Trail	SH 142	Widen from 2-lane undivided to 4-lane divided with shoulders, add cable barrier	Construction	2025	\$44,931,658	Remove Listing Remove project from individual roadway listing. Project remains in development and will be moved to Project Development List in the Transportation Improvement Program.
31-00200-01/ 0805-05-004	Caldwell	TxDOT	FM 2720	SH 21	Old Spanish Trail	Widen from 2-lane undivided to 4-lane divided with shoulders, add cable barrier	Construction	2025	\$1,796,482	Remove Listing Remove project from individual roadway listing. Project remains in development and will be moved to Project Development List in the Transportation Improvement Program.

Transportation Improvement Program (TIP) Amendment (All approved amendments to the Transportation Improvement Program are automatically amended in the Regional Transportation Plan per CFR 450.218.)

Regional Transportation Plan (RTP) Amendment (No amendments for the Regional Transportation Plan were submitted for the 2023 Spring Amendment Cycle)



ITEM 6: DISCUSSION ON 2023 FTA 5310 PROJECT CALL





Background

- The FTA Section 5310 program is intended to enhance mobility for seniors and persons with disabilities by providing funds for programs to serve the special needs of transit-dependent populations
- Capital Metro serves as the designated recipient and program administrator; projects are selected by CAMPO through a competitive process.
- The program is a reimbursable grant program, where the sub-recipients incur expenses and are reimbursed until the federal award is exhausted. Because of this, sub-recipients must have sufficient funds available to incur program expenses.

Federal Transit Administration (FTA)

Enhanced Mobility of Seniors and Individuals with
Disabilities Section 5310 Program

Project Call Information

2023





Project Call Schedule

Federal Transit Administration (FTA)

Enhanced Mobility of Seniors and Individuals with
Disabilities Section 5310 Program

Project Call Information

2023



Date	Milestone
1/3/2023	Call Announcement/Application Available
3/3/2023	Applications Due by 5:00 p.m. (Central)
March	Technical Review and Scoring of Applications
3/27/2023	Technical Advisory Committee – Information
4/10/2023	Transportation Policy Board – Information
4/24/2023*	Technical Advisory Committee – Recommendation
5/8/2023*	Transportation Policy Board – Approval

*Schedule to be moved back a month with approval in June 2023



Funding and Eligibility Information		
Project Type	Traditional Capital Projects	Other Capital and Operating Expenses
Funding Available	\$1.7 Million (Minimum) to \$2.7 Million (Maximum)	\$1 Million (Maximum)
Match	80% Federal/20% Local	50% Federal/50% Local
Eligible Sponsor	Private Non-Profit Organization	Private Non-Profit Organization
	State or Local Government Agencies (Approved by State)	State or Local Government Agencies
	State or Local Government Agencies (Non-Profits Do Not Serve Area)	Operator of Public Transit (Indirect Recipient)
Eligible Location	Austin Urbanized Area (UZA)	Austin Urbanized Area (UZA)
Eligible Activities	Rolling Stock and Related Activities (For 5310-funded Vehicles)	Projects that Exceed the Requirements of the ADA
	Passenger Facilities (For 5310-funded Vehicles)	Projects that Improve Accessibility to Fixed Route System
	Support Facilities and Equipment (For 5310-funded Vehicles)	Alternatives that Assist with Transportation
	Lease of equipment	Operating Assistance
	Acquisition of Transportation Services under Contract	
	Mobility Management and Coordination Programs	
	Capital Activities to support ADA-Complementary Paratransit	



Evaluation Process

Eligibility

Location – Urbanized Area

Sponsor – Non-Profit, Government

Activity – Traditional, Operating

Readiness Evaluation

Budget

Timeline

Good Standing

Scoring Criteria

Benefit (20 Points)

Program Sustainability (5 Points)

Program Experience (5 Points)

Coordination and Partnerships (5 Points)

Interconnectivity (5 Points)

RTCC Plan Goals and Objectives (20 Points)

Performance Measure and Monitoring (20 Points)

Cost-Benefit Analysis (20 Points)



ITEM 7: REPORT ON TRANSPORTATION PLANNING ACTIVITIES



ITEM 8: ANNOUNCEMENTS





Upcoming Meetings



- TPB → **April 10, 2023**
- TAC → **April 24, 2023**

Adjournment